

«Hospital_Name»

«Users_Name»- «Department»

«Customer_Address»

«Zip_Code» «City» - «Country_name»

Reference: 92201802-FA

13 February 2018

Field Safety Notice - Important Medical Device Information
Capio™ Suture Capturing Devices (SLIM, Standard, Open Access, RP)
Uphold LITE with Capio™ SLIM Vaginal Support System
Pinnacle™ Anterior Pelvic Floor Repair Kit
Pinnacle LITE Posterior with Capio SLIM Pelvic Floor Repair Kit

No product is being recalled and you are not required to return product to Boston Scientific.
There is no impact to previously implanted mesh devices.

Dear «Users_Name»,

Boston Scientific (BSC) is committed to providing high quality products and is dedicated to patient safety. We have observed a gradual increasing trend in reports regarding the Capio suture breakage and/or detachment of the Capio suture darts from both the Capio suture and the pelvic floor kit mesh assembly (Uphold LITE Vaginal Support System, Pinnacle™ Anterior Pelvic Floor Repair Kit, Pinnacle™ LITE Posterior with Capio SLIM Pelvic Floor Repair Kit). The mesh assembly refers to the portion of the pelvic floor delivery system which is removed from the patient following implantation of the mesh. As a result, BSC is voluntarily initiating a Field Safety Notice to the technique for use of the Capio Suture Capturing Devices (SLIM, Standard, Open Access, RP) and the Uphold™ LITE with Capio™ SLIM Vaginal Support System, and Pinnacle™ LITE Posterior with Capio SLIM Pelvic Floor Repair Kits. UPNs are listed in the table below.

Capio suture breakage and/or detachment of the Capio suture darts occurs when higher amounts of counter-traction (tension) are placed on the Capio suture or pelvic floor kit mesh assembly during deployment. The most common reported injury has been a prolonged procedure beyond anticipated/expected duration. In some cases BSC has received reports of suture breaks resulting in un-retrievable device fragments. Although the risk-benefit assessment of further intervention varies from case to case, extensive dissection to attempt removal of retained fragments is typically not recommended.

The Capio and pelvic floor kit products continue to perform within our Risk Management expectations but as BSC continuously strives to ensure the highest level of product quality and clinical performance, our Quality and Research and Development teams have conducted extensive testing to determine the root cause of the Capio suture damage.

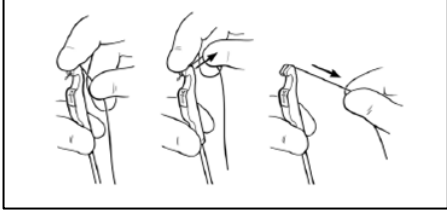
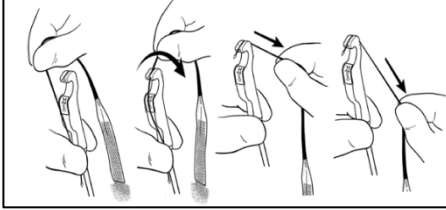
Root Cause Investigation:

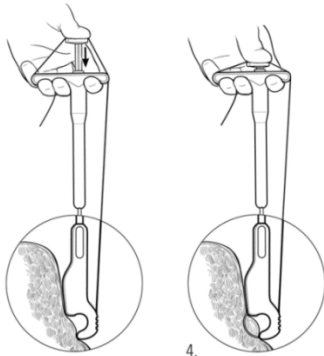
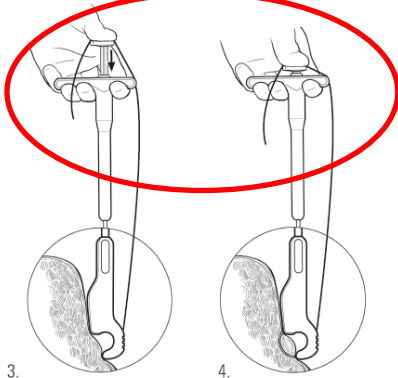
If the Capio suture or pelvic floor kit mesh assembly is placed under excessive counter-traction during deployment, it can result in an interaction between the suture and the Capio carrier that could potentially damage the suture and may cause the dart to detach. The testing confirmed that higher amounts of counter-traction (tension) placed on the Capio suture or pelvic floor kit mesh assembly during deployment contributes to an increased likelihood of damage to the Capio suture and potential Capio dart detachment.

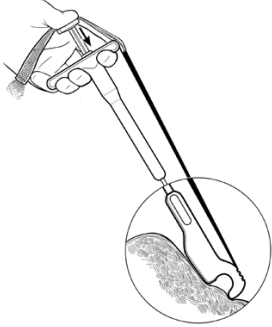

Our Quality and Research and Development team is continuing their investigation to determine if potential design changes will help mitigate this risk. In the interim, BSC recommends the following technique for Capiro use.

Technique:

Based on our research and testing, the following products' Directions for Use will be updated to reflect the following technique:

Prior To Deployment	
Capiro Family of Products	Pelvic Floor Kits
	
<p>Note: When loading a dart into the device, verify that the dart is properly positioned in the carrier. The tip of the dart should not protrude from the Capiro Device tip.</p>	<p>Note: When loading a dart of the leg assembly into the device, verify that the dart is properly positioned in the carrier. The tip of the dart should not protrude from the Capiro Device tip.</p>

Capiro Family of Products Deployment Technique Tips	
Existing Capiro Family Directions For Use	Updated Capiro Family Directions For Use
	 <p style="text-align: center; font-size: small;">Avoid excessive counter-traction that would prevent free movement of the suture during deployment</p>
<p>Existing DFU Technique Tip: “During use, secure suture with thumb to maintain adequate (dart) tension in the carrier.”</p>	<p>Updated DFU Technique Tip: Use slight counter-traction on the suture while positioning the Capiro tip, in order to maintain the position of the dart in the carrier. Avoid excessive counter-traction on the suture as this has the potential to damage the suture during deployment. Note: The technique of maintaining slight counter-traction on the suture is best described as placing just enough tension on the suture to keep the dart in the carrier. Excessive counter-traction is best described as preventing free movement of the suture during deployment.</p>

Pelvic Floor Kit Deployment Technique Tips	
<i>Existing Pelvic Floor Kit Directions For Use</i>	<i>Updated Pelvic Floor Kits Directions For Use</i>
	 <p style="text-align: center;">Avoid excessive counter-traction that would prevent free movement of the mesh assembly during deployment</p>
No Existing DFU Technique Tip	<p>Updated DFU Technique Tip: Use slight counter-traction on the mesh assembly while positioning the Capiro tip, in order to maintain the position of the dart in the carrier. Avoid excessive counter-traction on the mesh assembly as this has the potential to damage the suture during deployment. Note: The technique of maintaining slight counter-traction on the mesh assembly is best described as placing just enough tension on the suture to keep the dart in the carrier. Excessive counter-traction is best described as preventing free movement of the mesh assembly during deployment.</p>

Affected Device List

Product Description	UPN
Capiro™ SLIM Open Access Suture Capturing Device	M0068318250
Capiro SLIM Open Access Suture Capturing Device (Box 5)	M0068318261
Capiro Open Access Suture Capturing Device (Box 4)	M0068311251
Capiro Standard Suture Capturing Device (Box 4)	M0068312321
Capiro RP Suture Capturing Device	M0068321010
Uphold LITE with Capiro™ SLIM Vaginal Support System	M0068318170
Pinnacle™ Anterior Pelvic Floor Repair Kit	M0068317050
Pinnacle LITE Posterior with Capiro SLIM Pelvic Floor Repair Kit	M0068318150

Your Competent Authority is being notified of this Field Safety Notice.

INSTRUCTIONS:

1. Please read this letter carefully and immediately post this information in a visible location near the product to ensure this information is easily accessible to all users of the device. Please pass on this notice to any health professional of your organization that need to be aware and to any organization where the potentially affected devices have been transferred (if appropriate).
2. Please complete and sign the enclosed Acknowledgement Form and return the form to your local Boston Scientific Office for the attention of: QA - **Fax: 01442 411816** or email **UK-Quality@bsci.com** before **1 March 2018**.

We regret any inconvenience that this action may cause, and we appreciate your understanding as we act to ensure patient safety and customer satisfaction.

We value your support of BSC and our products. If you have any further questions, please contact your local BSC Representative.

Yours sincerely,



Marie Pierre Barlangua
Quality Department
Boston Scientific International S.A.

Attachment: Acknowledgement Form