

PRISM MEDICAL UK

Field Safety Notice

Name of Product: - Freeway Mobile Hoists FME150, FME175, FME200, FMH150, FMH175 & FMH200.

Prism Reference :- FSCA 0004

Action :- Inspection required on carry bar mounting pin

Date: 29.02.2012


Attention: All distributors, therapists, carers and users of Freeway mobile hoists supplied between Jun 2006 and Jan 2010 with serial numbers that start FGE, FSE, FME, FGH, FSH and FMH between serial numbers 1500 & 6500

NOTE: M-Series hoists are not affected.

Details on affected devices:



Affected Hoists - Electric and Hydraulic with a black and Grey carry bar



All hoists with a black and chrome carry bar are Un-affected

Description of the problem: It has recently been found that a bearing washer has been omitted during the assembly process of a carrybar. The carry bar design was used over a 3 year period. Other hoists of a similar age have been inspected and they have all had the washer in place.

Proposed Action:- A hole needs to be created in the base of the carry bar foam (procedure attached), so that the base of the pin can be visually inspected to ensure that the nylon washer is present and that the lower flange shows no signs of wearing.

Action to be taken by the user / carer / therapist:-

- Identify affected products.
- Contact Prism, Authorised dealer or service company to attend and inspect the hoist.

Action to be taken by the dealer / manufacturer









- Identify locations where the hoists have been supplied / installed.
- Contact end users to inform service company of the requirements of the FSN.

For further information please contact:-

Brian Ruttle
Group Technical Support Manager
Prism Medical UK
Unit 4 Jubilee Business Park
Jubilee Way
Grange Moor
WF4 4TD

Email:- technical@prismmedical.co.uk
Tel:- 0844 980 2260
Fax:- 0844 980 2261

Prism Medical UK - FSN004 - Freeway Mobile Hoist - Carry Bar Inspection

	
<p>Type of carry bar that needs to be inspected</p>	<p>Locate centre point of the carrybar between the plastic inserts.</p>
	
<p>Use a 35mm Hole saw with the pilot drill set to a minimum and drill approx 3mm into the foam to start the hole.</p>	<p>Remove the arbour from the hole saw.</p>
	
<p>Finish cutting the foam by rotating the holesaw clockwise by hand.</p>	<p>Inspect the base of the carry bar to ensure the nylon washer is in place.</p>
	
<p>Measure bottom lip of the pin to ensure that there is at minimum of 3mm remaining.</p>	<p>Inform Brian Ruttle at Prism Medical of ALL hoists that have been inspected.</p>
<p>NOTE:- If the washer is missing - contact Prism Medical for a replacement carry bar. If the metal is worn, contact Prism Medical for replacement details.</p> <p>Brian Ruttle Group Technical Support Manager Prism Medical UK Unit 4 Jubilee Business Park Jubilee Way Grange Moor WF4 4TD</p> <p>Email:- technical@prismmedical.co.uk Tel:- 0844 980 2260 Fax:- 0844 980 2261</p>	

FSN Receipt / Response Form

Urgent Field Safety Notice Reference : - FSCA 0004

Date:- 29th Feb 2012

Product:- Freeway Mobile hoists serial number prefix's - FGE, FSE, FME, FGH, FSH and FMH between serial numbers 1500 & 6500

Action: - Inspection requirement of the carry bar pin

Prism Medical UK requires your acknowledgement as confirmation that You have received and understood the information contained in the attached Field Safety Notice (FSN). Please complete the details below.

I,(Name), acknowledge the receipt of FSN Ref:-FSCA 0004 and that the information contained within this FSN has been communicated to all users who I / or my company have supplied the above products to.

(if required, this blank form may be copied and distributed to end users as part of your management activity in communicating this FSN)

In respect of this product, I am the:-

Please specify:.....(carer, partner, relative, friend, dealer, etc)

Organisation / Facility Name (if applicable).....

Address.....

.....

.....

.....

Post Code.....

Affected hoist on site? **Yes / No** Quantity.....

The information forwarding has been completed.

Date Completed:.....

Completed by (Print)..... Signature.....

Please return this completed form to Prism Medical UK by faxing to 0844 980 2261 or by email to technical@prismmedical.co.uk

For the attention of Brian Ruttle