

# CHECK-LIST FOR **PRESCRIBING**

You're prescribing or renewing **Emerade** adrenaline auto-injector for the treatment of Anaphylaxis. This checklist will help you provide all information your patient will need to optimise the use, administration and storage of **Emerade**.

## THE PATIENT UNDERSTANDS

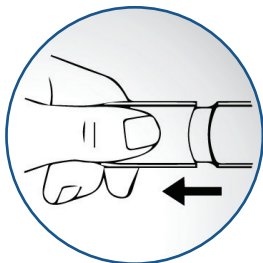
- To carry 2 Emerade auto-injectors with him/her all the time
- When Emerade must be used:

Any of the following symptoms may indicate that you /your child/other is experiencing an anaphylactic reaction and needs an adrenaline injection urgently. These symptoms are often accompanied by a severe rash and swelling.

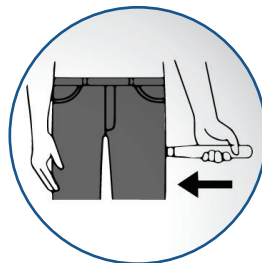
<b>Airway problems</b>	Swelling of tongue • Swelling / tightness in the throat Difficulty swallowing
<b>Breathing problems</b>	Difficulty breathing • Noisy breathing Wheezing and/or persistent cough
<b>Reduced consciousness</b>	Feeling faint • Dizziness • Confused state • Loss of consciousness Pale and floppy (young children)

## How to use Emerade

Patients, family members and teachers should be trained on how to use the Emerade®

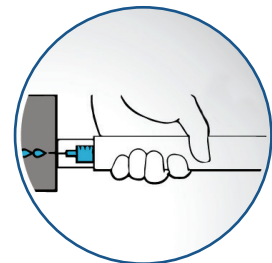


**Remove needle shield**



**Place and press Emerade against the outer side of the thigh**

You will hear a click when the injection goes in the muscle



**Hold Emerade against the thigh for about 5 seconds.**

Lightly massage the injection site afterwards

**SEEK IMMEDIATE MEDICAL HELP**

In the absence of clinical improvement a second injection of Emerade may be administered 5-15 minutes after the first injection



## Which emerade® dose I prescribed and the colour of the dose

Emerade dose depends on patient's body weight and may need to be adjusted in case the patient's weight increases or decreases.

BETWEEN 15-30kg

**150 µg**




OVER 30kg

**300 µg**




For adults over 60 kg the recommended dose is 300-500 micrograms depending on clinical judgement.

OVER 60kg

**300 µg**




**500 µg**




• DOSE NOT RECOMMENDED IN CHILDREN



## How to store Emerade

- Store below 25°C. **Do not freeze.**
- Do not use this medicine after the expiry date which is stated on the label. **The expiry date refers to the last day of that month. Discard and promptly replace Emerade upon expiry.**
- The solution must be checked periodically through the inspection window of the unit, by lifting the label to make sure the solution is clear and colourless. Discard and replace Emerade if the solution is discoloured or contains particles.
- Emerade should be stored in the original package.
- Trainers pens should be kept separate from active Emerade pens to avoid potential confusion.



I gave the Emerade trainer and patient brochure



I advised my patient to visit [www.emerade-bausch.com](http://www.emerade-bausch.com) and watch videos on Emerade administration