

PACKAGE LEAFLET

Package leaflet: information for the user

Leuprex 3, 5 mg Implant

leuprorelin

Read all of this leaflet carefully before you start using this medicine because it contains important information for you.

- Keep this leaflet. You may need to read it again.
- If you have any further questions, please ask your doctor, pharmacist or nurse.
- This medicine has been prescribed for you only. Do not pass it on to others. It may harm them, even if their signs of illness are the same as yours.
- If you get any side effects, talk to your doctor, pharmacist or nurse. This includes any possible side effects not listed in this leaflet. See section 4.

What is in this leaflet

1. What Leuprex 3 is and what it is used for
2. What you need to know before you use Leuprex 3
3. How to use Leuprex 3
4. Possible side effects
5. How to store Leuprex 3
6. Contents of the pack and other information

1. What Leuprex 3 is and what it is used for

The active substance of Leuprex 3 (leuprorelin acetate) belongs to the group of inhibitors of certain sex hormones.

Leuprex 3 acts on the pituitary gland, briefly stimulating then curbing production of the hormones that control the production of the sex hormones in the testes.

This means that the concentrations of the sex hormones subsequently fall and, with continued administration, remain at this level. After discontinuing Leuprex 3 the concentrations of the pituitary and sex hormones return again to the normal range.

Leuprex 3 is used for symptomatic treatment of advanced hormone-dependent tumours of the prostate (prostate carcinoma).

Leuprex 3 is also used for the treatment of locally advanced and localised hormone-dependent tumours of the prostate in combination with or after radiotherapy.

2. What you need to know before you use Leuprex 3

Do not use Leuprex 3

- if you are allergic to leuprorelin or any of the other ingredients of this medicine (listed in section 6)
- if you are allergic to substances similar to leuprorelin, such as goserelin or buserelin
- if your cancer is not effected by hormones
- if you are a woman or a child.

Warnings and precautions

Talk to your doctor or nurse before receiving Leuprex 3

- if it is known that you have high blood pressure. In this case your doctor will monitor you carefully.
- if both your testes have been surgically removed. In this case Leuprex 3 does not produce any further fall in the blood concentration of the male sex hormone.
- if, before the start of treatment, you already have nervous system symptoms (pressure on the spinal cord, metastases in the spinal column) or discomfort when urinating due to displacement of

the urinary tract. You should tell your doctor this without delay: he/she will monitor you particularly closely in the first weeks, if possible in hospital.

- if symptoms of the disease reappear (such as pain, difficult urination or weakness in the legs with prolonged use of Leuprex 3). In this case your doctor will check the success of the treatment regularly by clinical examinations (digital rectal examination of the prostate, imaging examinations) and by checking blood values (phosphatases and prostate specific antigen (PSA) and the male sex hormone (testosterone).
- if there is a risk of you developing osteoporosis. Your doctor will give you an additional medicine when possible, to prevent bone loss.
- if you have diabetes. In this case your doctor will monitor you very closely.

If you suffer from a bad or recurrent headache, problems with your eyesight and ringing or buzzing in the ears contact your doctor immediately.

There have been reports of depression in patients taking Leuprex 3 which may be severe. If you are taking Leuprex 3 and develop depressed mood, inform your doctor.

Please tell your doctor if you have any of the following: Any heart or blood vessel conditions, including heart rhythm problems (arrhythmia), or are being treated with medicines for these conditions. The risk of heart rhythm problems may be increased when using Leuprex 3.

Talk to your doctor if you are an athlete taking a doping test, as Leuprex 3 contains an active substance that can cause positive results in a doping test.

Other medicines and Leuprex 3

Tell your doctor, pharmacist or nurse if you are using, have recently used or might use any other medicines.

Leuprex 3 might interfere with some medicines used to treat heart rhythm problems (e.g. quinidine, procainamide, amiodarone and sotalol) or might increase the risk of heart rhythm problems when used with some other drugs (e.g. methadone (used for pain relief and part of drug addiction detoxification), moxifloxacin (an antibiotic), antipsychotics used for serious mental illnesses).

Children and adolescents

Leuprex 3 is only intended for adult patients.

Pregnancy and breast-feeding

Leuprex 3 is only intended for male patients.

Driving and using machines

This medicine and also the tumour disease may cause **tiredness**. This is more likely to occur with alcohol use.

Therefore, **do not drive or operate machinery** without your doctor's permission **if this applies** to you.

3. How to use Leuprex 3

Having Leuprex 3

- The site of the injection will be cleaned.
- A local anaesthetic may then be given to ease the pain of the implant injection.
- Leuprex 3 will be given as an injection under the skin (subcutaneous) in the stomach area.
- Leuprex 3 should only be administered by your doctor or a nurse who will also take care of the preparation of the product.

How much to have

The **recommended dose is 1 implant** with 5 mg leuprorelin every 3 months.

- Follow your doctor's advice on when you should have Leuprex 3 and the time between each injection.
- Leuprex 3 injection will be given to you every 3 months. If the next injection is postponed in exceptional cases for up to 4 weeks, the therapeutic effect is usually not impaired.
- The content of one pre-filled syringe is injected.
- The syringe contains one implant to give a dose of 5 mg of leuprorelin.

Blood tests

Your doctor will need to give you regular blood tests to check whether this medicine is working. After 3 months of treatment your doctor usually clarifies whether your prostate cancer is treatable with Leuprex 3. He must therefore check the prostate specific antigen (PSA) and testosterone levels.

Duration of treatment

To be decided by your attending doctor. Treatment should be continued, even if the cancer related symptoms have subsided or the cancer has improved.

Prostate cancer can be treated with Leuprex 3 for some years. Therefore, if it is effective and you can tolerate it, you can use it continuously. Your doctor will do tests at regular intervals to evaluate the therapy, particularly if symptoms recur such as

- pain
- difficulty urinating
- weakness in the legs.

If Leuprex 3 is given more often than it should

It is unlikely that your doctor or nurse will give you too much medicine.

If a larger amount is accidentally given, your doctor will monitor you and, if necessary give you appropriate treatment.

If you forget to use Leuprex 3

Talk to your doctor if you think that your 3-monthly Leuprex 3 dose has been forgotten.

If you stop using Leuprex 3

If treatment is stopped without your doctor's approval, symptoms associated with your disease can worsen. Therapy should therefore not be discontinued prematurely without your doctor's permission.

If you have any further questions on the use of this product, ask your doctor, pharmacist or nurse.

4. Possible side effects

Like all medicines, this medicine can cause side effects, although not everybody gets them.

Contact your doctor immediately or go to your nearest hospital casualty if you experience the following severe side effects:

- **Allergic reactions** (anaphylactic reactions). The symptoms can include sudden onset of:
 - Feeling hot, rash, itching or hives on the skin and/or mucosa.
 - Swelling of the face, lips or tongue or other parts of the body.
 - Shortness of breath, wheezing or trouble breathing.
 - Fall in blood pressure, accelerated heartbeat, convulsions, and in the severest cases, life-threatening failure of the cardiovascular system.
- **Swelling and pain in a part of the body** due to a blood clot within a vein.
- **Difficulty breathing, chest pain, fainting, rapid heart rate, bluish skin and discolouration** due to a blood clot in the lungs.

These side effects are rare (may affect up to 1 in 1,000 people).

There is routinely an initial short-term increase in the male sex hormone (testosterone) in the blood. As a result the following disease-related symptoms may be temporarily aggravated:

- Occurrence or increase in bone pain
- Difficult urination owing to the urinary tract being displaced

- Pressure on the spinal cord
- Muscle weakness in the legs
- Swellings due to fluid in the tissues being prevented from flowing away (lymphatic oedema).

This increase in symptoms normally regresses without Leuprex 3 having to be discontinued.

When beginning the treatment, administration should be considered of a suitable male sex hormone antagonist (anti-androgen), to lessen the possible consequences of the initial increase in the male sex hormone.

In the course of the treatment the male sex hormone falls to a very low level. As a result, in certain patients the following side effects appear:

Very common, may affect more than 1 in 10 people

- hot flushes
- increased sweating
- bone pain
- reduction in or loss of sexual desire and potency
- testicular size reduction
- weight gain
- local skin reactions e.g. such as reddening or induration, pain, swelling and itching at the injection site, which usually subside even when treatment continues: in isolated cases an abscess has appeared.

Common, may affect up to 1 in 10 people

- male breast enlargement
- decreased appetite
- increased appetite
- depression, mood changes
- sleep disturbances
- headache
- abnormal sensations, such as feelings of tingling and/or numbness
- nausea/vomiting
- joint or back pain
- muscle weakness
- increased need to urinate at night
- excessive frequent need to urinate at daytime
- difficulty and pain when passing urine
- tiredness
- swelling of the ankles, feet or fingers (peripheral oedema)
- weight loss
- increase in the blood levels of liver enzymes (ALT, AST, gamma-GT) and other enzymes (LDH, alkaline and phosphatase).

Uncommon, may affect up to 1 in 100 people

- general allergic reactions such as fever, itching, increase in eosinophil blood cells, skin rash
- diarrhoea
- dry skin or mucosa
- testicular pain
- inability to empty the full bladder spontaneously
- increased sweating at night.

Rare, may affect up to 1 in 1,000 people

- lowered or increased blood sugar levels
- dizziness
- passing taste changes
- lowered or increased blood pressure
- hair loss.

Very rare, may affect up to 1 in 10,000 people

- as with other medicines in this class of substances: pituitary infarction after the first administration in patients with a pituitary tumour.

Not known (frequency cannot be estimated from the available data)

- non-infectious lung disease (pneumonia) (reported mainly from Japan)
- inflammation of lungs, lung disease
- in isolated cases an abscess has appeared at the injection site
- changes in ECG (QT prolongation)
- convulsions
- idiopathic intracranial hypertension (increased intracranial pressure around the brain characterised by headache, double vision and other visual symptoms and ringing or buzzing in one or both ears).

Special information:

The effect of Leuprex 3 treatment can be monitored by measuring the concentrations in the blood of the male sex hormone (testosterone) and by performing other blood tests (acid phosphatase, PSA = prostate specific antigen). The testosterone level first rises at the start of treatment then falls over a period of two weeks. After 2 to 4 weeks, the testosterone concentrations reached are such as are observed following surgical removal of both testes, remaining then constant over the entire treatment period.

A temporary increase in blood levels of acid phosphatase can occur in the initial phase of treatment. Normal or nearly normal levels are reached again after a few weeks.

Decrease in the sex hormone testosterone, as occurs after removal of the testicles or with treatment with medicines to inhibit the sex hormones (such as Leuprex 3), can cause reduction in bone density with an increased risk of bone fractures (see: Warnings and precautions). The reduction in bone density after removal of the testicles is however more marked than after administration of Leuprex 3. Your doctor will consider additional administration of a medicinal product to regulate calcium metabolism (known as a bisphosphonate).

Reporting of side effects

If you get any side effects, talk to your doctor, pharmacist or nurse. This includes any possible side effects not listed in this leaflet. You can also report side effects directly via the national reporting system: HPRa Pharmacovigilance; website: www.hpra.ie. By reporting side effects, you can help provide more information on the safety of this medicine.

5. How to store Leuprex 3

Keep this medicine out of the sight and reach of children.

Do not use this medicine after the expiry date which is stated on the outer carton as well as on the sterile bag and the label of the syringe after EXP. The expiry date refers to the last day of that month.

Do not store above 30°C.

Do not throw away any medicines via wastewater or household waste. Ask your pharmacist how to throw away medicines you no longer use. These measures will help protect the environment.

6. Contents of the pack and other information

What Leuprex 3 contains

- The active substance is leuprorelin (as leuprorelin acetate).
Each implant contains 5 mg leuprorelin (as leuprorelin acetate).
- The other ingredient is polylactic acid.

What Leuprex 3 looks like and contents of the pack

Pre-filled plastic syringe of polycarbonate with a plunger of acrylonitril-butadien-styrene copolymer and a needle sealed in a bag of polyethylene terephthalate/aluminium/PE composite foil.

Packs containing:

- 1 pre-filled syringe with 1 implant
- 2 pre-filled syringes with 1 implant each
- 3 pre-filled syringes with 1 implant each
- 5 pre-filled syringes with 1 implant each

Not all pack sizes may be marketed.

Marketing Authorisation Holder and Manufacturers

Marketing Authorisation Holder

Rowex Ltd., Bantry, Co. Cork, Ireland.

Manufacturers

EVER Pharma Jena GmbH, Otto-Schott-Straße 15, 07745 Jena, Germany.

EBEWE Pharma Ges.m.b.H. Nfg. KG., Mondseestrasse 11, 4866 Unterach, Austria.

Sandoz GmbH., Biochemiestrasse II, 6250 Kundl, Austria.

EVER Pharma Jena GmbH Brüsseler Strasse 18, 07747 Jena, Germany.

This medicinal product is authorised in the Member States of the EEA under the following names:

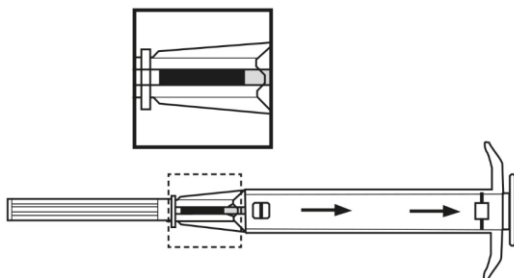
Austria:	Leuprorelin Sandoz 5 mg - Implantat für 3 Monate
Denmark:	Leuprorelin "Sandoz"
Germany:	Leuprorelin HEXAL 5 mg
Greece:	PROSTAPLANT 5 mg εμφύτευμα
Hungary:	Leuprorelin Sandoz 5 mg implantátum
Ireland:	Leuprex 3, 5 mg Implant
Italy:	LEPTOPROL
Norway:	Leuprorelin Sandoz 5 mg implantat
Poland:	LEUPROSTIN
Sweden:	Leuprorelin Sandoz 5 mg implantat
Slovakia:	Leuprorelin Sandoz 5 mg implantát

This leaflet was last revised in 12/2022.

The following information is intended for healthcare professionals only. Read these instructions carefully, as the applicator provided with this medicine could be different to others you have used.

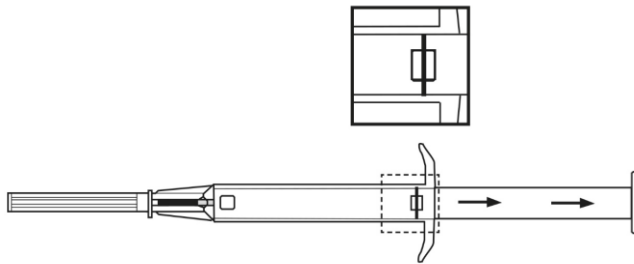
Instructions for use

1. Disinfect the injection site on the anterior abdominal wall below the navel line.
2. Remove the applicator from the sterile bag and check that the implant is visible in the repository (see framed area). For verifying, view the applicator against a light or gently shake it.

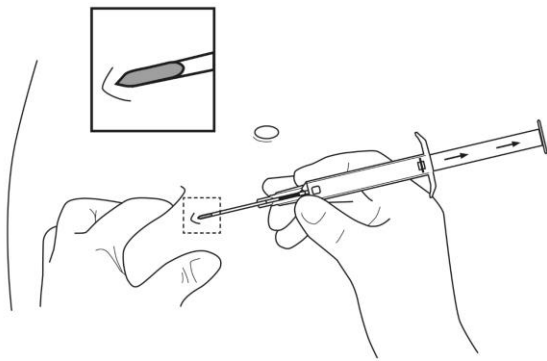


3. Pull the plunger of the applicator **completely backwards until you can see a complete line in the second window.**

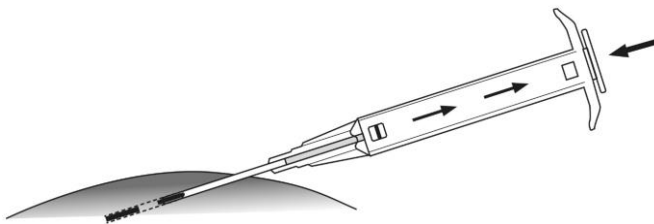
Please note: The plunger can only be pushed forward to inject the implant if it has been previously **pulled back completely**.



4. Remove the protective cap from the needle.
5. Hold the main body of the applicator with one hand. With the other hand pinch the patient's skin of the anterior abdominal wall below the navel line. See illustration. With the **needle opening facing upwards, insert the whole needle**. Do this at a slight angle, almost parallel to the skin into the subcutaneous tissue.



6. Carefully **pull** the applicator approximately **1 cm backwards**. This creates the puncture canal for the implant.
7. Inject the implant into the puncture canal by pushing the plunger **completely** forwards until it snaps into place and you **hear a click**.



8. Withdraw the needle. To ensure that the implant has been injected correctly, check that the light blue tip of the plunger is visible at the tip of the needle.



For dosing information please refer to section 3. "How to use Leuprex 3".