

## What is Nyxoid?

Nyxoid contains the active substance naloxone. Naloxone temporarily reverses the effects of opioids such as heroin, methadone, fentanyl, oxycodone, buprenorphine and morphine. Nyxoid is a single-dose nasal spray used for the emergency treatment of opioid overdose or possible opioid overdose in adults and adolescents over 14 years.

Nyxoid is not a substitute for emergency medical care.

Nyxoid should be carried by anyone at risk of overdosing on an opioid. Carers such as close family or friends should know where to find Nyxoid in case of emergency.

## When to use Nyxoid?

If you know or suspect that someone has overdosed on an opioid drug, use Nyxoid as described on the other side of this leaflet.

**! ALWAYS call an ambulance immediately**, even if the person wakes up — they may become unconscious again, and stop breathing.

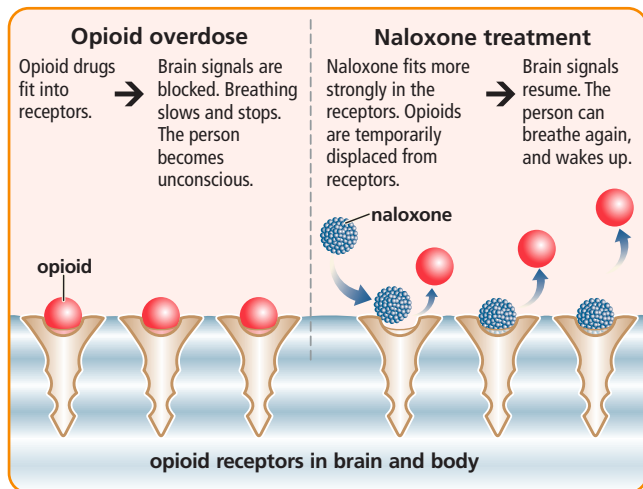
**! Take care:** a person treated with Nyxoid may show acute withdrawal symptoms, which can be dangerous.

## If you carry Nyxoid?

Set an alert in your calendar for 1 month before your Nyxoid is due to expire. Then arrange for a replacement.


## How does Nyxoid work?

Nyxoid contains **naloxone**. Nyxoid works for a short time only to reverse the effects of opioids while you wait for emergency medical attention. Naloxone works by displacing opioid drug molecules from their receptors in the brain and body.



## Quick reference

For full instructions, turn to the other side of the leaflet.

- 1 Check for signs of overdose
- 2 Call an ambulance 
- 3 Give Nyxoid 
- 4 Put into recovery position 
- 5 Monitor and give support until the ambulance arrives
- 6 Give 2<sup>nd</sup> dose of Nyxoid if no improvement after 2–3 minutes OR overdose symptoms come back 
- 7 Take care for your personal safety: watch for acute withdrawal symptoms
- 8 Dispose of used Nyxoid and get a replacement

Mundipharma Pharmaceuticals Limited,  
Millbank House, Arkle Road, Sandyford, Dublin 18, Ireland.  
T +353 1 2063800 info@mundipharma.ie

Nyxoid® is a registered trade mark of  
Mundipharma Corporation Limited.

Date of prep: April 2018  
Job code: IRE/NYXO-18015a(1)  
Date of item: July 2020



# NYXOID®

naloxone



## This leaflet tells you:

- How to recognise symptoms of an opioid overdose
- What to do in the event of an opioid overdose
- How to give Nyxoid
- How to recognise acute withdrawal symptoms

## For more information:

Visit [www.nyxoid.com](http://www.nyxoid.com)  
or scan QR code

There is also a  
**Quick Start Guide**  
on the back of the  
Nyxoid container.



## What to do: step-by-step

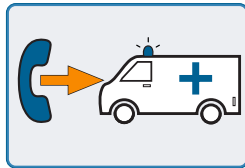
### 1 Check for signs of overdose

- **Approach with care.** Check for dangers, such as injecting materials that might lying around
- **Check for a response**, to see if the person is conscious. You can:
  - shout their name
  - gently shake their shoulders
  - talk loudly into their ear
  - rub their breastbone (sternum)
  - pinch their ear or the bed of their fingernail
- **Check airways and breathing.**
  - **Clear the mouth and nose** of any blockages
  - For 10 seconds, **check for breathing** – Is the chest moving? Can you hear breathing sounds? Can you feel breath on the cheek?
- **Check for signs of overdose**, such as:
  - no response to touch or sounds
  - slow, uneven breathing or no breathing
  - snoring, gasping or gulping
  - blue or purple fingernails or lips

• If an overdose is suspected Nyxoid should be given

### 2 Call an ambulance

Always call for emergency services immediately, even if the person wakes up.

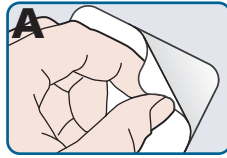


**! Nyxoid is not a substitute for emergency medical care or basic life support (such as CPR).**

- Put your phone in loudspeaker mode if possible to keep your hands free
- **Give emergency services as much information as you can**, including:
  - your exact location and postcode (if known)
  - what substances you think the person may have taken
  - whether they are conscious and breathing
  - that you plan to give Nyxoid spray

### 3 Give 1 spray of Nyxoid

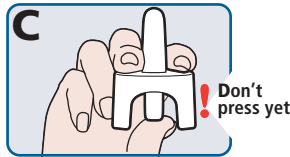
Each nasal spray contains **one dose only**.



Peel off the back of the Nyxoid container. Remove the nasal spray and place it within easy reach.

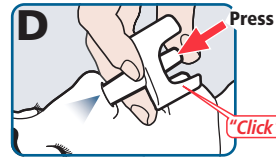


Lay the person on their back. Support the back of the neck, and let the head tilt back. Clear away anything you see blocking their nose.



Hold the spray as shown — first two fingers either side of the nozzle, thumb ready to push the plunger.

**! Don't press to prime or test before use.**

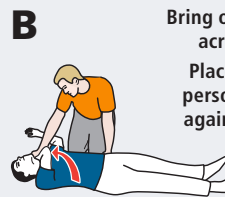


Gently insert the spray nozzle into **one nostril**. Press firmly on the plunger until it clicks and gives the dose. Remove the nozzle from the nostril. If possible, note which nostril you used.

### 4 Put into recovery position



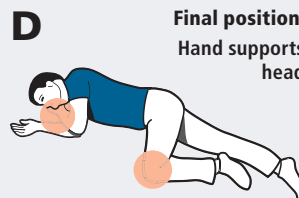
**A** Place nearest arm at right angle to body, with arm bent



**B** Bring other arm across chest. Place back of person's hand against cheek



**C** Grasp far leg just above knee. Lift knee. Roll person towards you, onto their side



**D** Final position: Hand supports head

Support head, keeping back of hand against cheek

Top leg bent at hip and knee

### 5 Monitor until help arrives

- **Stay with the person.** Watch for an improvement in breathing, and their response to sound and touch
- If the person is unconscious and not breathing normally, give basic life support (such as CPR) if you are trained to do so
- Be aware — even if they wake up, they may become unconscious again, and stop breathing

### 6 No response? Give 2<sup>nd</sup> dose

- If there's no improvement **after 2–3 minutes**, or if overdose symptoms come back: **use a new Nyxoid spray in the other nostril**. You can do this while the person is in the recovery position
- If patient does not respond to two doses, further doses may be given (if available)

### 7 Take care for your own safety

- Nyxoid can cause acute withdrawal symptoms if the person is dependent on opioid drugs. Symptoms can include:
  - body aches and stomach cramps
  - feeling sick, vomiting, diarrhoea
  - sneezing
  - sweating, fever, shivering or trembling
  - nervousness, restlessness or irritability

Some people may seem to act aggressively as they wake up.

**! Take care for your own safety.**

### 8 When the ambulance arrives

- **Immediately tell them what has happened and that you have given Nyxoid.** Give them any used Nyxoid spray(s).

### Disposal of used nasal sprays

If you forget to give the used sprays to the paramedics, pass them to a healthcare professional or pharmacist, and arrange for replacements. **Never** throw away the sprays in water waste or household waste.

If you get any side effects, talk to your doctor, pharmacist or nurse. This includes any possible side effects not listed in this leaflet. You can also report side effects directly via HPRC Pharmacovigilance, Website: [www.hpra.ie](http://www.hpra.ie). By reporting side effects you can help provide more information on the safety of this medicine.