

URGENT FIELD SAFETY NOTICE

END USERS

Commercial name: Suction Catheters, Gastro-enteral Tubes, Intermittent Urology Catheters and sterile Urine Drainage Bags (see Attachment 1 for commercial name and full details)

Issue Date: 24.08.2018

REF No: See Attachment 1

FSCA ID: 2018-005 Phase 2

Type of action: Recall / Product Disposal

Recall Centre email: convatecproductrecall@stericycle.com

Please note that this action only applies to specific product codes and does not affect all product codes of Suction Catheters, Gastro-enteral Tubes, Intermittent Urology Catheters and sterile Urine Drainage Bags.

Description of the problem:

ConvaTec has voluntarily initiated a recall of specific product codes of Suction Catheters, Gastro-enteral Tubes, Intermittent Urology Catheters and sterile Urine Drainage Bags.

Internal assessment of product packaging integrity has confirmed that these devices are not meeting our expectations or those of our customers. Transportation testing conducted on the product packaging failed confirming the potential for a breach in the sterile barrier. Using a non-sterile device on a patient may expose the patient to infectious agents increasing the patient risk of developing infection. ConvaTec has not received any reports of incidents related to the packaging seal issue.

Suction Catheters are intended for oro-nasopharyngeal and tracheobronchial suctioning of the upper and lower airways to remove excessive secretion in patients who are unable to clear these secretions themselves. Suction catheters are sterile, single patient and single procedure use devices that are intended for indirect connection to an active medical device.

Gastro-enteral Tubes: Duodenal Tubes, Stomach Tubes and Feeding Tubes are single-use devices which may be inserted through the nose or mouth via the esophagus into the stomach or duodenum, to assist in the drainage of gastric contents, decompression of the stomach or duodenum, obtaining a specimen of gastric contents, administration of medication or fluids, and enteral feeding.

Intermittent Urology Catheters provide an intermittent pathway for drainage of fluids from the bladder. They are intended to be inserted intermittently through the urethra and up to the bladder enabling urine to drain. They are designed for short-term, intermittent transient use only and are not intended to be left in situ (there is no balloon on the tip to allow the catheter to be retained within the bladder). They are intended for single use only. The goal of intermittent catheterization using Urology Catheters is to completely empty the bladder and prevent Urinary Tract Infections.

Sterile Urine Drainage Bags are sterile, non-invasive, single-use devices intended to collect urinary bladder output (diuresis) or wash fluids, when attached to an indwelling catheter. Urine Drainage




Bags are intended for collection of urine in catheterized patients. Urine Drainage Bags are also intended to be used to monitor urine or fluid input or output.

Only the identified product part codes within this notice may have a potential to breach in the sterile barrier packaging.

For this reason and to address any potential risk of harm, all the affected products should not be used.

Product Identification Procedure:

The only way to identify affected product is by comparing product code and manufactured date to the recalled product list (see Attachment 1). There is no other discernable difference between affected and unaffected product.

See Attachment 2 for example package labeling that highlights the location of the product code and manufactured date on the device labels. These are located on the primary packaging and the shipping carton. The product code (reference number) is preceded by the word 'REF' and the manufactured date is preceded by  and is in YYYY-MM-DD format.



Advice on action to be taken by the end user.

Our records show that you have taken delivery of affected product. Please follow the steps below:

1. Please stop the use of all affected devices as defined in this document.
2. Check stock and ensure that all affected devices that you have in stock are quarantined.
3. Complete the enclosed 'Recall Response Form for END USERS' which should be forwarded to your distributor **as soon as possible**.
4. Contact your distributor to arrange return of affected products, if applicable, and to arrange credit. New orders will need to be raised.

PLEASE PROVIDE A COMPLETED RESPONSE AS SOON AS POSSIBLE.

Continue to report any adverse events involving this product to the ConvaTec Customer Care Line (see Regional contact list for details).

Transmission of this Field Safety Notice:


This notice should be sent to all others who have received the affected devices within your organization or to any organization where the affected devices have been transferred.

ConvaTec is committed to providing quality products and services to our customers and we sincerely apologize for any inconvenience this notice may cause.

If you have any questions relating to this recall, please contact the Recall Centre. For other support please contact your distributor or local ConvaTec representative. See contact list for details.

The relevant National Authorities have been advised about this Field Safety Corrective Action.

Authorisation:

<u>Name</u> Duncan Rowley	<u>Title</u> Director, Regulatory Affairs and Quality Assurance, EMEA	<u>Address</u> ConvaTec Limited, First Avenue, Deeside Industrial Park, Deeside, CH5 2NU, U.K.	
<u>Date</u> 24.08.2018		<u>Signature</u>	



Recall Centre: Dedicated help desk for this Field Safety Corrective Action:

Tel: +44 208 6101 608

Fax: +44-207 6601 568

Email: convatecproductrecall@stericycle.com

'Regional contact' for other support:

Austria / Belgium / Croatia / Cyprus / Estonia / France / Germany / Hungary / Israel / Malta / Netherlands / Portugal / Romania / Switzerland / Ireland

Tel: +41 (0) 52 630 54 01

Fax: +41 (0) 52 630 54 99

Email: ccc.customerservice@convatec.com

Denmark

Tel: +45 4816 7030

Fax: +45 8025 3413

Email: customerservicenordic@convatec.com

Finland

Tel: +358 (0) 20 7659 630

Email: mail.fi@convatec.com

Italy

Tel: 800500190

Email: clienti.convatec@convatec.com

Norway

Tel: +47 22686095

Fax: + 47 80019602

Email: customerservicenordic@convatec.com

Sweden

Tel: +46 (0)42 332010

Fax: +46 200887486

Email: customerservicenordic@convatec.com

Turkey

Tel: +90 530 010 87 33 / +90 312 219 83 61

Fax: +90 312 219 53 21 / +90 216 416 28 30

Email: cigdem.elekonbuket@convatec.com

United Kingdom

Tel: +44 (0) 1244 832206

Fax: 0800 279 9004

Email: unomedical-uk.customerservice@convatec.com

Czech Republic, Iceland, Poland, Slovakia, Spain,

Tel: + 41 (0) 52 630 54 01

Fax: +41 (0) 52 630 54 99

Email: ccc.customerservice@convatec.com



RECALL RESPONSE FORM for END USERS
URGENT FIELD SAFETY NOTICE
PLEASE COMPLETE AND RETURN by Fax/Email

Consignee of the device:

Consignee Name:	
Consignee Address:	

The following products, Suction Catheters, Gastro-enteral Tubes, Intermittent Urology Catheters and sterile Urine Drainage Bags, have been distributed to your facility:

Product Code / REF No.	SAP Code	LOT No.	Quantity Delivered (pieces)



Please answer each of the following.

1. We have NO affected product.
2. We have the following affected product:

Record quantity (pieces) for each LOT to be disposed:

LOT No.	Units on Hand	LOT No.	Units on Hand	LOT No.	Units on Hand	LOT No.	Units on Hand	LOT No.	Units on Hand

FORM Completed and Returned From:

Name (CAPITAL LETTERS):	
Position:	
Company Name:	
Address:	
Phone No:	
Signature:	
Date (dd/mmm/yyyy):	

Recall Centre: Dedicated help desk for this Field Safety Corrective Action:
 Tel: +44 208 6101 608
 Fax: +44-207 6601 568
 Email: convatecproductrecall@stericycle.com



Attachment 1: Product Affected: The following Codes with a manufactured date between 2013-07-01 and 2018-06-30.

REF. NO.	DESCRIPTION
01001181	UNO NELATON CH06/40CM (100/1000) INT
01001182	UNO NELATON CH06/40CM (100/1000) INT
01001183	UNO NELATON CH06/40CM (100/1000) INT
01001184	UNO NELATON CH06/40CM (100/1000) INT
01004022	UNO NELATON CH08/40CM (100/1000) IT
01004181	UNO NELATON CH08/40CM (100/1000) INT
01004182	UNO NELATON CH08/40CM (100/1000) INT
01004183	UNO NELATON CH08/40CM (100/1000) IT
01004184	UNO NELATON CH08/40CM (100/1000) INT
01004242	UNO NELATON CH08/40CM (100/1000) INT
01007022	UNO NELATON CH10/40CM (100/1000) IT
01007181	UNO NELATON CH10/40CM (100/1000) INT
01007182	UNO NELATON CH10/40CM (100/1000) INT
01007183	UNO NELATON CH10/40CM (100/1000) IT
01007184	UNO NELATON CH10/40CM (100/1000) INT
01007242	UNO NELATON CH10/40CM (100/1000) INT
01007369	UNO NELATON CH10/40CM (100/1000) INT
01007559	Nelaton CH10/ 40cm
01008022	UNO NELATON CH12/40CM (100/1000) IT
01008023	UNO NELATON CH12/40CM (100/1000) IT
01008181	UNO NELATON CH12/40CM (100/800) INT
01008182	UNO NELATON CH12/40CM (100/800) INT
01008183	UNO NELATON CH12/40CM (100/800) INT
01008184	UNO NELATON CH12/40CM (100/800) INT
01008242	UNO NELATON CH12/40CM (100/800) INT
01008559	Nelaton CH12/ 40cm
01009022	UNO NELATON CH14/40CM (100/1000) IT
01009181	UNO NELATON CH14/40CM (100/800) INT
01009182	UNO NELATON CH14/40CM (100/800) INT
01009183	UNO NELATON CH14/40CM (100/800) INT
01009184	UNO NELATON CH14/40CM (100/800) INT
01009242	UNO NELATON CH14/40CM (100/800) INT
01009369	UNO NELATON CH14/40CM (25/250) INT
01009559	Nelaton CH14/ 40cm
01013022	UNO NELATON CH16/40CM (100/1000) IT
01013181	UNO NELATON CH16/40CM (100/800) INT
01013182	UNO NELATON CH16/40CM (100/800) INT
01013183	UNO NELATON CH16/40CM (100/800) IT
01013184	UNO NELATON CH16/40CM (100/800) INT

REF. NO.	DESCRIPTION
01013242	UNO NELATON CH16/40CM (100/800) INT
01013369	UNO NELATON CH16/40CM (25/250) INT
01013559	Nelaton CH16/ 40cm
01015022	UNO NELATON CH18/40CM (100/1000) IT
01015181	UNO NELATON CH18/40CM (100/800) INT
01015182	UNO NELATON CH18/40CM (100/800) INT
01015183	UNO NELATON CH18/40CM (100/800) IT
01015184	UNO NELATON CH18/40CM (100/800) INT
01015242	UNO NELATON CH18/40CM (100/800) INT
01015369	UNO NELATON CH18/40CM (25/250) INT
01015559	Nelaton CH18/ 40cm
01017181	UNO NELATON CH20/40CM (100/600) INT
01017182	UNO NELATON CH20/40CM (100/600) INT
01017183	UNO NELATON CH20/40CM (100/600) IT
01017184	UNO NELATON CH20/40CM (100/600) INT
01017242	UNO NELATON CH20/40CM (100/600) INT
01019182	UNO NELATON CH22/40CM (100/600) INT
01019183	UNO NELATON CH22/40CM (100/600) IT
01019184	UNO NELATON CH22/40CM (100/600) INT
01020182	UNO NELATON CH24/40CM (100/600) INT
01020183	S VESIC PVC 1VIA NELATON 40CM/CH24-100UD
01047022	UNO NELATON CH06/40CM (100/1000) IT
01055022	UNO NELATON CH22/40CM (100/1000) IT
02012181	UNO FEMALE STR CH06/20CM(100/1000) INT
02012182	UNO FEMALE STR CH06/20CM(100/1000) INT
02014181	UNO FEMALE STR CH08/18CM (100/1000) INT
02014182	UNO FEMALE STR CH08/18CM (100/1000) INT
02014183	UNO FEM STR CH08/18CM (100/1000) IT
02015181	UNO FEMALE STR CH10/18CM (100/1000) INT
02015182	UNO FEMALE STR CH10/18CM (100/1000) INT
02015183	UNO FEMALE STR CH10/18CM (100/1000) IT
02015184	UNO FEMALE CH10/18CM (100/1000) INT
02016022	UNO FEMALE STR CH12/18CM (100/2000) IT
02016181	UNO FEMALE STR CH12/18CM (100/800) INT
02016182	UNO FEMALE STR CH12/18CM (100/800) INT

REF. NO.	DESCRIPTION
02016183	UNO FEMALE STR CH12/18CM (100/800) IT
02016559	Female CH12/ 18cm
02017022	UNO FEMALE STR CH14/18CM (100/2000) IT
02017181	UNO FEMALE STR CH14/18CM (100/1000) INT
02017182	UNO FEMALE STR CH14/18CM (100/1000) INT
02017183	UNO FEMALE STR CH14/18CM (100/1000) IT
02017185	UNO FEMALE STR CH14/18CM (100/1000) INT
02017559	Female CH14/ 18cm
02019022	UNO FEMALE STR CH16/18CM (100/2000) IT
02019181	UNO FEMALE STR CH16/18CM (100/800) INT
02019182	UNO FEMALE STR CH16/18CM (100/800) INT
02019183	UNO FEMALE STR CH16/18CM (100/800) IT
02019559	Female CH16/ 18cm
02020181	UNO FEMALE STR CH18/18CM (100/800) INT
02020182	UNO FEMALE STR CH18/18CM (100/800) INT
02020183	UNO FEMALE STR CH18/18CM (100/800) INT
02056022	UNO FEMALE STR CH06/18CM (100/1000) IT
02057022	UNO FEMALE STR CH08/18CM (100/2000) IT
02057559	Female CH08/ 18cm
02058022	UNO FEMALE STR CH10/18CM (100/2000) IT
02058559	Female CH10/ 18cm
02062022	UNO FEM STR CH18/18CM (100/1000) IT
02062559	Female CH18/ 18cm
02076559	Female coudé CH10/ 18cm
02077559	Female coudé CH12/ 18cm
02078559	Female coudé CH14/ 18cm
02079559	Female coudé CH16/ 18cm
03005181	UNO TIEMANN CH06/40CM (100/1000) INT
03005182	Tiemann CH 06/36 cm
03005183	S VESIC PVC 1VIA TIEMAN 40CMCH6-100UDS
03006181	UNO TIEMANN CH08/40CM (100/1000) IT
03006182	UNO TIEMANN CH08/40CM (100/1000) INT
03006183	S VESIC PVC 1VIA TIEMAN 40CMCH8-100UDS
03006184	UNO TIEMANN CH08/40CM (100/1000) INT
03007181	UNO TIEMANN CH10/40CM (100/1000) INT
03007182	UNO TIEMANN CH10/40CM (100/1000) AUS
03007183	UNO TIEMANN CH10/40CM (100/1000) INT

REF. NO.	DESCRIPTION
03007184	UNO TIEMANN CH10/40CM (100/1000) INT
03007242	UNO TIEMANN CH10/40CM (100/1000) INT
03008181	UNO TIEMANN CH12/40CM (100/800) INT
03008182	UNO TIEMANN CH12/40CM (100/800) INT
03008183	UNO TIEMANN CH12/40CM (100/800) IT
03008184	UNO TIEMANN CH12/40CM (100/800) INT
03008242	UNO TIEMANN CH12/40CM (100/800) INT
03008369	UNO TIEMANN CH12/40CM (25/250) INT
03009181	UNO TIEMANN CH14/40CM (100/800) INT
03009182	UNO TIEMANN CH14/40CM (100/800) AUS
03009183	UNO TIEMANN CH14/40CM (100/800) IT
03009184	UNO TIEMANN CH14/40CM (100/800) INT
03009242	UNO TIEMANN CH14/40CM (100/800) INT
03009369	UNO TIEMANN CH14/40CM (25/250) INT
03011181	UNO TIEMANN CH16/40CM (100/800) INT
03011182	UNO TIEMANN CH16/40CM (100/800) AUS
03011183	UNO TIEMANN CH16/40CM (100/800) IT
03011184	UNO TIEMANN CH16/40CM (100/800) INT
03011242	UNO TIEMANN CH16/40CM (100/800) INT
03013181	UNO TIEMANN CH18/40CM (100/800) INT
03013182	UNO TIEMANN CH18/40CM (100/800) INT
03013183	UNO TIEMANN CH18/40CM (100/800) IT
03013184	UNO TIEMANN CH18/40CM (100/800) INT
03013242	UNO TIEMANN CH18/40CM (100/800) INT
03013369	UNO TIEMANN CH18/40CM (25/250) INT
03014181	UNO TIEMANN CH20/40CM (100/600) INT
03014182	Tiemann CH 20/36 cm
03014183	UNO TIEMANN CH20/40CM (100/600) INT
03014184	UNO TIEMANN CH20/40CM (100/600) INT
03014242	UNO TIEMANN CH20/40CM (100/600) INT
03032022	UNO TIEMANN CH08/40CM (100/1000) IT
03033022	UNO TIEMANN CH10/40CM (100/1000) IT
03034022	UNO TIEMANN CH12/40CM (100/1000) IT
03034559	Tiemann CH12/ 40cm
03035022	UNO TIEMANN CH14/40CM (100/1000) IT
03035559	Tiemann CH14/ 40cm
03036022	UNO TIEMANN CH16/40CM (100/1000) IT
03038022	UNO TIEMANN CH20/40CM (100/1000) IT
05006182	UNO SUCCATH 0 EYE CH10/53CM(100/1000)INT
05014182	UNO SUC CATH 0 EYE CH18/53CM(100/800)INT

REF. NO.	DESCRIPTION
05021182	SONDE ASPIRATION DROITE 1OEIL 53CM CH08
05029182	UNO SUC CATH 1 EYE CH14/53CM(100/800)INT
05032182	UNO SUC CATH 1 EYE CH16/53CM(100/800)INT
05038182	UNO SUCCATH 2 EYE CH06/53CM(100/1000)INT
05044182	UNO SUC CATH 2 EYE CH12/53(100/800) INT
05045182	UNO SUC CATH 2 EYE CH12/60(100/800) INT
05046182	UNO SUC CATH 2 EYE CH14/53(100/800) INT
05047182	UNO SUC CATH 2 EYE CH14/60(100/1000) INT
05048182	UNO SUC CATH 2 EYE CH16/53(100/800) INT
05050182	UNO SUC CATH 2 EYE CH18/53(100/800) INT
05063182	UNO SUC CATH MULLY CH4/33CM(100/1000)INT
05065181	UNU SUC CATH IDEAL CH5/33CM(100/1000)INT
05065182	UNO SUC CATH MULLY CH5/33CM(100/1000)INT
05066182	UNO SUC CATH MULLY CH5/53CM(100/1000)INT
05067181	UNO SUC CATH MULLY CH6/33CM(100/1000)INT
05067182	UNO SUC CATH MULLY CH6/33CM(100/1000)INT
05068181	UNO SUC CATH MULLY CH6/40(100/1000) INT
05068182	UNO SUC CATH MULLY CH6/40(100/1000) INT
05068184	UNO SUC CATH MULLY CH6/40(100/1000) INT
05069181	UNO SUC CATH MULLY CH6/53CM(100/1000)INT
05069182	UNO SUC CATH MULLY CH6/53CM(100/1000)INT
05069183	UNO SUC CATH MULLY CH6/53CM(100/1000) IT
05072181	UNO SUC CATH MULLY CH8/33CM(100/1000)INT
05072182	UNO SUC CATH MULLY CH8/33CM(100/1000)INT
05073181	UNO SUC CATH MULLY CH8/40(100/1000) INT
05073182	UNO SUC CATH MULLY CH8/40(100/1000) INT
05073184	UNO SUC CATH MULLY CH8/40(100/1000) INT
05074181	UNO SUC CATH MULLY CH8/53(100/1000) NEU
05074182	UNO SUC CATH MULLY CH8/53(100/1000) EUR

REF. NO.	DESCRIPTION
05074183	UNO SUC CATH MULLY CH8/53(100/1000) SEU
05075049	UNO SUC CATH MULLY CH8/60CM(100/1000)INT
05075182	UNO SUC CATH MULLY CH8/60CM(100/1000)INT
05076182	UNO SUCCATH MULLY CH10/40CM(100/1000)INT
05076184	UNO SUC CATH MULLY CH10/40(100/1000) INT
05077181	UNO SUC CATH MULLY CH10/53(100/1000))INT
05077182	UNO SUC CATH MULLY CH10/53(100/1000))INT
05077183	UNO SUC CATH MULLY CH10/53(100/1000) IT
05077242	UNO SUC CATH MULLY CH10/53(100/1000))INT
05078049	UNO SUC CATH MULLY CH10/60(100/1000) INT
05078182	UNO SUC CATH MULLY CH10/60(100/1000) EUR
05078184	UNO SUC CATH MULLY CH10/60CM(50/1000)INT
05079182	UNO SUC CATH MULLY CH12/25CM(100/800)INT
05081181	UNO SUC CATH MULLY CH12/53CM(100/800)INT
05081182	UNO SUC CATH MULLY CH12/53C(100/800)INT
05081183	UNO SUC CATH MULLY CH12/53CM(100/800) IT
05082049	UNO SUC CATH MULLY CH12/60CM(100/800)INT
05082182	UNO SUC CATH MULLY CH12/60CM(100/800)EUR
05082184	UNO SUC CATH MULLY CH12/60CM(100/800)PL
05082602	UNO SUC CATH MULLY CH12/60CM(50/800) INT
05084181	UNO SUC CATH MULLY CH14/25(100/1000) INT
05084182	UNO SUC CATH MULLY CH14/25(100/1000) INT
05086181	UNO SUC CATH MULLY CH14/53CM(100/800)INT
05086182	UNO SUC CATH MULLY CH14/53CM(100/800)INT
05086183	UNO MULLY SUC CATH CH14/53CM (1X100) IT
05087049	UNO SUC CATH MULLY CH14/60CM(100/800)INT
05087181	UNO SUC CATH MULLY CH14/60(100/1000)INT

REF. NO.	DESCRIPTION
05087184	UNO SUC CATH MULLY CH14/60(100/1000)INT
05089181	UNO SUC CATH MULLY CH16/40CM(100/800)INT
05089182	UNO SUC CATH MULLY CH16/40CM(100/800)INT
05090181	UNO SUC CATH MULLY CH16/53CM(100/800)INT
05090182	UNO SUC CATH MULLY CH16/53CM(100/800)INT
05090183	UNO SUC CATH MULLY CH16/53CM(100/800) IT
05091049	UNO SUC CATH MULLY CH16/60CM(100/800)INT
05091182	UNO SUC CATH MULLY CH16/60CM(100/800)EUR
05091184	UNO SUC CATH MULLY CH16/60CM(100/800)PL
05094181	UNO SUC CATH MULLY CH18/53CM(100/800)NEU
05094182	UNO SUC CATH MULLY CH18/53CM(100/800)EUR
05094183	UNO SUC CATH MULLY CH18/53CM(100/800)SEU
05095049	UNO SUC CATH MULLY CH18/60CM(100/800)INT
05095184	UNO SUC CATH MULLY CH18/60CM(100/800)INT
05097182	UNO SUC CATH MULLY CH20/53CM(100/600)INT
05099242	UNO SUC CATH OPTIMAL CH5/33(100/1000)INT
05100182	UNO SUC CATH OPTIMAL CH5/53(100/1000)INT
05100242	UNO SUC CATH OPTIMAL CH5/53(100/1000)INT
05101242	UNO SUC CATH OPTIMAL CH6/33(100/1000)INT
05102182	UNO SUC CATH OPTIMAL CH6/53(100/1000)EUR
05102183	UNO SUC CATH OPTIMAL CH6/53(100/1000)SEU
05102242	UNO SUC CATH OPTIMAL CH6/53(100/1000)INT
05105182	UNO SUC CATH OPTIMAL CH8/53(100/1000) IT
05105183	UNO OPTIMAL SUC CATH CH8/53CM(1X100) IT
05105242	UNO SUC CATH OPTIMAL CH8/53(100/1000)INT
05106049	UNO SUC CATH OPTIMAL CH8/60(100/1000)INT
05106182	UNO SUC CATH OPTIMAL CH8/60(100/1000)INT

REF. NO.	DESCRIPTION
05107242	UNO SUC CATH OPTIMALCH10/33(100/1000)INT
05108182	UNO SUC CATH OPTIMALCH10/53(100/1000)INT
05108183	UNO OPTIMAL SUC CATH CH10/53CM(1X100) IT
05108242	UNO SUC CATH OPTIMALCH10/53(100/1000)INT
05109049	UNO SUC CATH OPTIMALCH10/60(100/1000)INT
05109182	UNO SUC CATH OPTIMALCH10/60(100/1000)INT
05110182	UNO SUC CATH OPTIMAL CH12/53(100/800)INT
05110183	UNO SUC CATH OPTIMAL CH12/53(100/800) IT
05110242	UNO SUC CATH OPTIMAL CH12/53(100/800)INT
05111049	UNO SUC CATH OPTIMAL CH12/60(100/800)INT
05111182	UNO SUC CATH OPTIMAL CH12/60(100/800)INT
05111242	UNO SUC CATH OPTIMAL CH12/60(100/800)INT
05112182	UNO SUC CATH OPTIMAL CH14/53(100/800)INT
05112183	UNO OPTIMAL SUC CATH CH14/53CM(1X100) IT
05112242	UNO SUC CATH OPTIMAL CH14/53(100/800)INT
05113049	UNO SUC CATH OPTIMAL CH14/60(100/800)INT
05113182	UNO SUC CATH OPTIMALCH14/60(100/1000)INT
05113242	UNO SUC CATH OPTIMALCH14/60(100/1000)INT
05114242	UNO SUC CATH OPTIMAL CH16/33(100/800)INT
05115182	UNO SUC CATH OPTIMAL CH16/53(100/800)INT
05115183	UNO SUC CATH OPTIMAL CH16/53(100/800) IT
05115242	UNO SUC CATH OPTIMAL CH16/53(100/800)INT
05117182	UNO SUC CATH OPTIMAL CH18/53(100/800) IT
05117183	UNO OPTIMAL SUC CATH CH18/53CM(1X100) IT
05117242	UNO SUC CATH OPTIMAL CH18/53(100/800)INT
05118049	UNO SUC CATH OPTIMAL CH18/60(100/800)INT
05118182	UNO SUC CATH OPTIMAL CH18/60(100/800)INT



REF. NO.	DESCRIPTION
05118242	UNO SUC CATH OPTIMAL CH18/60(100/800)INT
05119242	UNO SUC CATH OPTIMAL CH20/53(100/600)INT
05181022	UNO SUC CATH 0 EYE CH06/51(100/1000) INT
05183022	UNO SUC CATH 0 EYE CH10/51(100/1000) INT
05184022	UNO SUC CATH 0 EYE CH12/51(100/1000) INT
05185022	UNO SUC CATH 0 EYE CH14/51(100/1000) INT
05186022	UNO SUC CATH 0 EYE CH16/51(100/1000) INT
05189022	UNO SUC CATH 1 EYE CH06/51(100/1000) INT
05190022	UNO SUC CATH 1 EYE CH08/51(100/1000) INT
05191022	UNO SUC CATH 1 EYE CH10/51(100/1000) INT
05192022	UNO SUC CATH 1 EYE CH12/51(100/1000) INT
05193022	UNO SUC CATH 1 EYE CH14/51(100/1000) INT
05194022	UNO SUC CATH 1 EYE CH16/51(100/1000) INT
05195022	UNO SUC CATH 1 EYE CH18/51(100/1000) INT
05197022	UNO SUC CATH 2 EYE CH05/51CM(100/1000)IT
05198022	UNO SUC CATH 2 EYE CH06/51CM(100/1000)IT
05200022	UNO SUC CATH 2 EYE CH10/51CM(100/1000)IT
05203022	UNO SUC CATH 2 EYE CH16/51CM(100/1000)IT
05204022	UNO SUC CATH 2 EYE CH18/51(100/1000) INT
05268022	UNO SUC CATH 2 EYE CH12/51CM(100/1000)IT
05270022	UNO SUC CATH 2 EYE CH16/51CM(100/1000)IT
05309022	UNO IDEAL SUC CATH CH06/51CM (1X100) IT
05310022	UNO SUC CATH IDEAL CH08/51CM(100/1000)IT
05311022	UNO SUC CATH IDEAL CH10/51CM(100/1000)IT
05315022	UNO SUC CATH IDEAL CH18/51CM(100/1000)IT
05328022	UNO SUC CATH IDEAL CH8/51CM(100/1000)INT
05329022	UNO SUC CATH IDEAL CH10/51(100/1000) INT

REF. NO.	DESCRIPTION
05330022	UNO SUC CATH IDEAL CH12/51(100/1000) INT
05331022	UNO SUC CATH IDEAL CH14/51(100/1000) INT
05332022	UNO SUC CATH IDEAL CH16/51(100/1000) INT
05333022	UNO SUC CATH IDEAL CH18/51(100/1000) INT
05349049	UNO SUC CATH MULLY CH8/50CM(100/1000)INT
05350049	UNO SUC CATH MULLY CH10/50(100/1000) INT
05351049	UNO SUC CATH MULLY CH12/50CM(100/800)INT
05354049	UNO SUC CATH MULLY CH18/50CM(100/800)INT
05363049	UNO SUC CATH OPTIMAL CH6/50(100/1000)INT
05364049	UNO SUC CATH OPTIMAL CH8/50(100/1000)INT
05365049	UNO SUC CATH OPTIMALCH10/50(100/1000)INT
05366049	UNO SUC CATH OPTIMAL CH12/50(100/800)INT
05368049	UNO SUC CATH OPTIMAL CH16/50(100/800)INT
05375022	UNO SUC CATH 2 EYE CH14/51(100/1000) INT
05407181	UNO MULLY FREELINE CH12/53(100/1000) INT
05425184	UNO SUC CATH MULLY CH20/60CM(100/600)INT
06004022	UNO SUCT CATH FTC CH10/53CM(50/500) INT
06004029	UNO SUC CATH FTC CH10/51CM (50/500) INT
06005029	UNO SUC CATH FTC CH12/51CM (50/500) INT
06006029	UNO SUC CATH FTC CH14/51CM (50/500) INT
06007022	UNO SUCT CATH FTC CH16/53CM(50/500) INT
06009182	UNO MULLY CATH FTC CH05/53CM(100/600)INT
06009183	UNO MULLY CATH FTC CH05/53CM(100/600) IT
06011022	UNO SUCCATH IDEAL FTC CH06/53(50/500)INT
06011182	UNO MULLY CATH FTC CH6/53CM(100/600) INT
06013022	UNO SUC CATH IDEAL FTC CH8/53(50/500)INT
06013182	UNO MULLY CATH FTC CH8/53CM(100/600) INT

REF. NO.	DESCRIPTION
06013183	UNO MULLY CATH FTC CH08/53CM(100/600) IT
06015022	UNO SUCCATH IDEAL FTC CH10/53(50/500)INT
06015182	UNO MULLY CATH FTC CH10/53CM(100/600)INT
06015183	UNO MULLY CATH FTC CH10/53CM(100/600) IT
06017022	UNO IDEAL CATH FTC CH12/53CM(50/500)INT
06018182	UNO MULLY CATH FTC CH12/60CM(100/600)INT
06019182	UNO MULLY CATH FTC CH14/53CM(100/600)INT
06019183	UNO MULLY CATH FTC CH14/53CM(100/600) IT
06020182	UNO MULLY CATH FTC CH14/60CM(100/600)INT
06021022	UNO IDEAL CATH FTC CH16/53CM(50/500)INT
06021182	UNO MULLY CATH FTC CH16/53CM(100/600)INT
06023022	UNO IDEAL CATH FCT CH18/53CM(50/500) INT
06023182	UNO MULLY CATH FTC CH18/53CM(100/600)INT
06034022	UNO SUC CATH MARK FTC CH5/53(50/500) INT
06034023	UNO SUC CATH MARK FTC CH5/53(50/500) INT
07020181	UNO MULLY CATH VCT CH6/53CM(100/600) INT
07020182	UNO MULLY CATH VCT CH6/53CM(100/600) INT
07022182	UNO MULLY CATH VCT CH07/53CM(100/600)INT
07024184	UNO MULLY CATH VCT CH8/51CM(100/600) INT
07027181	UNO MULLY CATH VCT CH10/35CM(100/600)INT
07027182	UNO MULLY CATH VCT CH10/35CM(100/600)INT
07028181	UNO MULLY CATH VCT CH10/53CM(100/600)INT
07028182	UNO MULLY CATH VCT CH10/53CM(100/600)INT
07029182	UNO MULLY CATH VCT CH10/60CM(100/600)INT
07030182	UNO MULLY CATH VCT CH12/53CM(100/600)AUS
07032181	UNO MULLY CATH VCT CH14/53CM(100/600)INT
07032182	UNO MULLY CATH VCT CH14/53CM(100/600)AUS

REF. NO.	DESCRIPTION
07033182	UNO MULLY CATH VCT CH14/60CM(100/600)AUS
07033242	UNO MULLY CATH VCT CH14/60CM(100/600)INT
07034181	UNO MULLY CATH VCT CH16/53CM(100/600)INT
07034182	UNO MULLY CATH VCT CH16/53CM(100/600)INT
07035181	UNO MULLY MTRC VCT CH16/60CM(100/600)INT
07035182	UNO MULLY CATH VCT CH16/60CM(100/600)AUS
07035242	UNO MULLY CATH VCT CH16/60CM(100/600)INT
07037183	UNO MULLY CATH VCT CH18/60CM(100/600)INT
07043183	UNO OPTIMAL CATH VCT CH10/60(100/600) IT
07045182	UNO OPTIMAL CATH VCT CH12/60(100/600) IT
07045183	UNO OPTIMAL CATH VCT CH12/60(100/600) IT
07047183	UNO OPTIMAL CATH VCT CH14/60(100/600) IT
07049183	UNO OPTIMAL CATH VCT CH16/60(100/600) IT
07050183	UNO OPTIMAL CATH VCT CH18/60(100/600) IT
07059022	UNO SOFTVAC CATH SIZE 6 (75/750) ITA
07060022	UNO SOFTVAC CATH CH8/51CM(75/750) ITA
07061022	UNO SOFTVAC CATH CH10/51CM (75/750) ITA
07062022	UNO SOFTVAC CATH CH12/51CM (75/750) ITA
07068022	UNO SV CATH 2 EYE CH14/60CM(75/450) INT
07069022	UNO SV CATH 2 EYE CH16/60CM(75/450) INT
07070022	UNO IDEAL CATH SOFTVAC CH5/51(75/750) IT
07072022	UNO IDEAL CATH SOFTVAC CH8/51(75/750) IT
07074022	UNO IDEAL CATH SOFTVAC CH12/51(75/750)IT
07076022	UNO IDEAL CATH SOFTVAC CH16/51(75/750)IT
07077022	UNO IDEAL CATH SOFTVAC CH18/51(75/750)IT
07084022	UNO IDEAL CATH SV CH18/60CM(75/450) INT
08001181	UNO SUC CATH MULLY CH6/53CM(100/1000)INT
08001183	UNO CATH COUDE MULLY CH06/53(100/1000)IT

REF. NO.	DESCRIPTION
08001242	UNO CATH COUDE MULLY CH6/53(100/1000)INT
08003182	UNO CATH COUDE MULLY CH8/53(100/1000)INT
08003183	UNO CATH COUDE MULLY CH8/53(100/1000) IT
08003242	UNO CATH COUDE MULLY CH8/53(100/1000)INT
08005181	UNO CATHCOUDE MULLY CH10/53(100/1000)INT
08005182	UNO CATHCOUDE MULLY CH10/53(100/1000)INT
08005242	UNO CATHCOUDE MULLY CH10/53(100/1000)INT
08006182	UNO CATHCOUDE MULLY CH10/60(100/1000)INT
08006242	UNO CATHCOUDE MULLY CH10/60(100/1000)INT
08007181	UNO CATHCOUDE MULLY CH12/53(100/800)INT
08007182	UNO CATHCOUDE MULLY CH12/53 (100/800)INT
08007242	UNO CATH COUDE MULLY CH12/53(100/800)INT
08008182	UNO CATH COUDE MULLY CH12/60(100/800)INT
08008242	UNO CATH COUDE MULLY CH12/60(100/800)INT
08009181	UNO CATH COUDE MULLY CH14/53(100/800)INT
08009182	UNO CATH COUDE MULLY CH14/53(100/800)EUR
08009242	UNO CATH COUDE MULLY CH14/53(100/800)INT
08010182	UNO CATH COUDEMULLY CH14/60(100/1000)INT
08010184	UNO CATH COUDEMULLY CH14/60(100/1000)INT
08010242	UNO CATH COUDEMULLY CH14/60(100/1000)INT
08011181	UNO CATH COUDE MULLY CH16/53(100/800)INT
08011182	UNO CATH COUDE MULLY CH16/53(100/800)EUR
08011242	UNO CATH COUDE MULLY CH16/53(100/800)INT
08012182	UNO CATH COUDE MULLY CH16/60(100/800)INT
08012184	UNO CATH COUDE MULLY CH16/60(100/800)INT
08012242	UNO CATH COUDE MULLY CH16/60(100/800)INT
08013242	UNO CATH COUDE MULLY CH18/33(100/800)INT

REF. NO.	DESCRIPTION
08014181	UNO CATH COUDE MULLY CH18/53(100/800)NUK
08014182	UNO CATH COUDE MULLY CH18/53(100/800)INT
08015242	UNO CATH COUDE MULLY CH18/60(100/800)INT
08022242	UNO OPTIMAL COUDE CH12/53CM(100/800) INT
08023182	UNO OPTIMAL COUDE CH12/60CM(100/800) INT
08023242	UNO OPTIMAL COUDE CH12/60CM(100/800) INT
08025182	UNO OPTIMAL COUDE CH14/60CM(100/1000)INT
08025242	UNO OPTIMAL COUDE CH14/60CM(100/1000)INT
08026242	UNO OPTIMAL COUDE CH16/53CM(100/800) INT
08027182	UNO OPTIMAL COUDE CH16/60CM(100/800) INT
08027242	UNO OPTIMAL COUDE CH16/60CM(100/800) INT
08050182	UNO SUC CATH COUDE CH12/53CM(100/800)INT
08051182	UNO SUC CATH COUDE CH12/60CM(100/800)INT
08052182	UNO SUC CATH COUDE CH14/53CM(100/800)INT
08053182	UNO SUC CATH COUDE CH14/60(100/1000) INT
08054182	UNO SUC CATH COUDE CH16/53CM(100/800)INT
08055182	UNO SUC CATH COUDE CH16/60CM(100/800)INT
08094022	UNO SUC CATH COUDE CH10/60CM(100/600)INT
08095022	UNO SUC CATH COUDE CH12/60CM(100/600)INT
08096022	UNO SUC CATH COUDE CH14/60CM(100/600)INT
08098022	UNO SUC CATH COUDE CH18/60CM(100/600)INT
08123022	UNO CATHCOUDE IDEAL CH14/51(100/1000)INT
08130022	UNO CATH COUDE IDEAL CH14/60(100/600)INT
09035182	UNO MULLY COUDE VCT CH12/60(100/600) IT
09037182	UNO MULLY COUDE VCT CH14/60(100/600) IT
09039182	UNO MULLY COUDE VCT CH16/60(100/600) IT
10001181	UNO DUODENAL XRAY CH08/125CM(100/400)INT

REF. NO.	DESCRIPTION
10001182	UNO DUODEN XRAY OP CH08/125CM 100/400INT
10001183	UNO DUODENAL XRAY CH08/125CM(100/400)INT
10002181	UNO DUODENAL XRAY CH10/125CM(10/400) INT
10002182	UNO DUODEN XRAY OP CH10/125CM 100/400INT
10002183	UNO DUODENAL XRAY CH10/125CM(10/400) IT
10003181	UNO DUODENAL XRAY CH12/125CM(100/400)INT
10003182	UNO DUODENAL XRAY CH12/125CM(100/400)INT
10003183	UNO DUODENAL XRAY CH12/125CM(100/400) IT
10003185	DUODENAL XRAY CH12/125CM(100/400) RU
10004181	UNO DUODENAL XRAY CH14/125CM(50/300)INT
10004182	UNO DUODENAL XRAY CH14/125CM(50/300)INT
10004183	UNO DUODENAL XRAY CH14/125CM(50/300) IT
10005181	UNO DUODENAL XRAY CH16/125CM(50/300) INT
10005182	UNO DUODENAL XRAY CH16/125CM(50/300) INT
10005183	UNO DUODENAL XRAY CH16/125CM(50/300) IT
10005242	UNO DUODENAL XRAY CH16/125CM(50/300) INT
10006181	UNO DUODENAL XRAY CH18/125CM(50/300) INT
10006182	UNO DUODENAL XRAY CH18/125CM(50/300) INT
10006183	UNO DUODENAL XRAY CH18/125CM(50/300) IT
10007181	UNO DUODENAL XRAY CH20/125CM(1/100) INT
10007183	UNO DUODENAL XRAY CH20/125CM(1/100) INT
10008181	UNO DUODENAL MANDRIN CH14/125(50/300)INT
10008182	UNO DUODENAL MANDRIN CH14/125(50/300)INT
10008183	UNO DUODENAL MANDRIN CH14/125(50/300)INT
10009181	UNO DUODENAL MANDRIN CH16/125(50/300)INT
10009182	UNO DUODENAL MANDRIN CH16/125(50/300)INT
10009183	S DUODEN LEVIN MAND/X-RAY CH16/125CM-50U
10010182	UNO DUODENAL MANDRIN CH18/125(50/300)INT

REF. NO.	DESCRIPTION
10018182	Sonda žaludeční duo, Levin CH 08/125 cm
10018183	UNO DUOD XRAY OPN CH08/125(100/400) INT
10021181	UNO DUODENAL XRAY CH14/125CM(50/300) INT
10021182	UNO DUODENAL XRAY CH14/125CM(50/300) AUS
10021183	UNO DUODENAL XRAY CH14/125CM(50/300) INT
10024182	UNO DUODENAL XRAY CH20/125CM 1/100 INT
10026022	UNO DUODENAL MANDRIN CH16/122(50/300)INT
10028022	UNO DUODENAL OP TIP CH8/122CM(200/600)IT
10030023	UNO DUODENAL OP TIP CH12/122(150/450) IT
10031022	UNO DUODENAL OP TIP CH14/122(150/450) IT
10031023	UNO DUODENAL OP TIP CH14/122(150/450) IT
10033022	UNO DUODENAL OP TIP CH18/122(100/300) IT
10042022	UNO DUODENAL XRAY OT CH10/122(200/600)IT
10043022	UNO DUODENAL XRAY OT CH12/122(150/450)
10047022	UNO DUODENAL XRAY OT CH20/122(80/240) IT
10049022	UNO DUODENAL XRAY CH10/122CM(200/600) IT
10050022	UNO DUODENAL XRAY CH12/122CM(150/450) IT
10051022	UNO DUODENAL XRAY CH14/122CM(150/450) IT
10052022	UNO DUODENAL XRAY CH16/122CM(100/300) IT
10053022	UNO DUODENAL XRAY CH18/122CM(100/300) IT
11001182	UNO RYLES XRAY TIP CH8/125(100/400) AUS
11002181	UNO RYLES XRAY TIP CH10/125(100/400) AUS
11002182	UNO RYLES XRAY TIP CH10/125(100/400) AUS
11003181	UNO RYLES XRAY TIP CH12/125(100/400) INT
11003182	UNO RYLES XRAY TIP CH12/125(100/400) AUS
11004181	UNO RYLES XRAY TIP CH14/125CM(50/300)INT
11004182	UNO RYLES XRAY TIP CH14/125CM(50/300)AUS
11004183	UNO RYLES XRAY TIP CH14/125CM(50/300) IT

REF. NO.	DESCRIPTION
11005181	UNO RYLES XRAY TIP CH16/125CM(50/300)INT
11005182	UNO RYLES XRAY TIP CH16/125CM(50/300)AUS
11005183	UNO RYLES XRAY TIP CH16/125CM(50/300) IT
11006182	UNO RYLES XRAY TIP CH18/125CM(50/300)AUS
12001182	UNO MULLY METRIC CH06/53CM(100/1000) INT
12002182	UNO MULLY METRIC CH05/33CM(100/1000) INT
12003182	UNO MULLY METRIC CH06/33CM(100/1000) INT
12003185	MULLY METRIC CH06/33CM(100/1000) RU
12004182	SONDE ASPI MULLY GRAD 2OEILS OPP. CH08
12021182	UNO FEED METRIC XRAY CH4/40(100/1000) IT
12021183	S ALIMENT METRIC./X-RAY CH4/40CM- 100UDS
12021184	UNO FEED METRIC XRAY CH4/40(100/1000)INT
12022181	UNO FEED METRIC XRAY CH4/50(100/1000)INT
12022182	UNO FEED METRIC XRAY CH4/50(100/1000)INT
12022183	UNO FEED METRIC XRAY CH4/50(100/1000)INT
12024181	UNO FEED METRIC XRAY CH5/40(100/1000)INT
12024182	UNO FEED METRIC XRAY CH5/40(100/1000)AUS
12024183	UNO FEED METRIC XRAY CH5/40(100/1000) IT
12024184	UNO FEED METRIC XRAY CH5/40(100/1000)INT
12025181	UNO FEED METRIC XRAY CH5/50(100/1000)INT
12025182	UNO FEED METRIC XRAY CH5/50(100/1000)AUS
12025183	UNO FEED METRIC XRAY CH5/50(100/1000) IT
12027181	UNO FEED METRIC XRAY CH6/40(100/1000)INT
12027182	UNO FEED METRIC XRAY CH6/40(100/1000)INT
12027183	UNO FEED METRIC XRAY CH6/40(100/1000) IT
12027184	UNO FEED METRIC XRAY CH6/40(100/1000)INT
12028181	UNO FEED METRIC XRAY CH6/50(100/1000)INT
12028182	UNO FEED METRIC XRAY CH6/50(100/1000)AUS

REF. NO.	DESCRIPTION
12028183	UNO FEED METRIC XRAY CH6/50(100/1000)INT
12028185	UNO FEED METRIC XRAY CH6/50(100/1000)INT
12030181	UNO FEED METRIC XRAY CH8/40(100/1000)INT
12030182	UNO FEED METRIC XRAY CH8/40(100/1000)INT
12030183	UNO FEED METRIC XRAY CH8/40(100/1000) IT
12030184	UNO FEED METRIC XRAY CH8/40(100/1000)INT
12031181	UNO FEED METRIC XRAY CH8/50(100/1000)INT
12031182	UNO FEED METRIC XRAY CH8/50(100/1000)INT
12031183	UNO FEED METRIC XRAY CH8/50(100/1000) IT
12033181	UNO FEED MTRC XRAY CH10/40(100/1000) INT
12033182	UNO FEED MTRC XRAY CH10/40(100/1000) AUS
12033183	UNO FEED MTRC XRAY CH10/40(100/1000) IT
12033184	UNO FEED MTRC XRAY CH10/40(100/1000) INT
12034181	UNO FEED MTRC XRAY CH10/50(100/1000) INT
12034182	UNO FEED MTRC XRAY CH10/50(100/1000) INT
12034183	UNO FEED MTRC XRAY CH10/50(100/1000) INT
12036181	UNO VACUTIP METRIC CH04/35CM(100/600)INT
12036183	S ASP TRAQUEO M.C/CONTROL CH4/35CM- 100UD
12036184	UNO VACUTIP METRIC CH04/35CM(100/600)INT
12037181	UNO VACUTIP METRIC CH05/35CM(100/600)INT
12037182	UNO VACUTIP METRIC CH05/35CM(100/600) IT
12037183	UNO VACUTIP METRIC CH05/35CM(100/600) IT
12037184	UNO VACUTIP METRIC CH05/35CM(100/600)INT
12037185	UNO VACUTIP METRIC CH05/35CM(100/600)INT
12038181	UNO VACUTIP METRIC CH06/35CM(100/600)INT
12038182	UNO VACUTIP METRIC CH06/35CM(100/600) IT
12038183	UNO VACUTIP METRIC CH06/35CM(100/600) IT

REF. NO.	DESCRIPTION
12038184	UNO VACUTIP METRIC CH06/35CM(100/600)INT
12039182	UNO VACUTIP METRIC CH06/53CM(100/600) IT
12040181	UNO VACUTIP METRIC CH07/35CM(100/600)INT
12040182	UNO VACUTIP METRIC CH07/35CM(100/600)INT
12043181	UNO VACUTIP METRIC CH08/35CM(100/600)INT
12043182	UNO VACUTIP METRIC CH08/35CM(100/600)INT
12043183	UNO VACUTIP METRIC CH08/35CM(100/600) IT
12043184	UNO VACUTIP METRIC CH08/35CM(100/600)INT
12044185	UNO VACUTIP METRIC CH08/53CM(100/600)INT
12046181	UNO VACUTIP METRIC CH10/35CM(100/600)INT
12046182	UNO VACUTIP METRIC CH10/35CM(100/600) IT
12046183	UNO VACUTIP METRIC CH10/35CM(100/600) IT
12046184	UNO VACUTIP METRIC CH10/35CM(100/600)INT
12048182	UNO VACUTIP METRIC CH10/60CM(100/600) IT
12048185	UNO VACUTIP METRIC CH10/60CM(100/600)INT
12061182	UNO MULLY METRIC CH05/33CM(100/1000) INT
12062182	UNO MULLY METRIC CH08/50CM(100/1000) INT
12077182	UNO MULLY METRIC CH05/50CM(100/1000) INT
12078182	UNO MULLY METRIC CH10/50CM(100/1000) INT
12079182	UNO VACUTIP METRIC CH5/53CM (100/600) IT
12085182	UNO VACUTIP METRIC CH12/53CM(100/600)INT
12086182	UNO VACUTIP METRIC CH12/60CM(100/600) IT
12087182	UNO VACUTIP METRIC CH14/53CM(100/600) IT
12088182	UNO VACUTIP METRIC CH14/60CM(100/600)INT
12088185	UNO VACUTIP METRIC CH14/60CM(100/600)INT
12089182	UNO VACUTIP METRIC CH16/53CM(100/600)INT
12090182	UNO VACUTIP METRIC CH16/60CM(100/600) IT










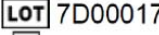





REF. NO.	DESCRIPTION
12090185	UNO VACUTIP METRIC CH16/60CM(100/600)INT
12093182	VACUTIP MTRC OPTM CH12/53CM(100/600)INT
12096182	VACUTIP MTRC OPTM CH14/60CM(100/600)INT
12101182	UNO VACUTIP METRIC CH12/60CM(100/600)INT
12113182	UNO FEEDING METRIC CH10/100(100/600) AUS
12114182	UNO FEED METRIC XRAY CH12/100 (100/600)
12115182	UNO FEED TBE XRAY CH4/75CM(100/600)INT
12116182	UNO FEED TBE XRAY CH5/75CM(100/600)AUS
12118182	UNO FEED TBE XRAY CH8/75CM(100/600) AUS
12119182	UNO FEED TBE XRAY CH10/75CM(100/600)AUS
23001181	UNO STOMACH CH12/80CM(100/400) INT
23001182	UNO STOMACH CH12/80CM(100/400) INT
23002181	UNO STOMACH CH14/80CM (50/300) INT
23002182	UNO STOMACH CH14/80CM (50/300) INT
23002242	UNO STOMACH CH14/80CM (50/300) INT
23003181	UNO STOMACH CH16/80CM(50/300) INT
23003182	UNO STOMACH CH16/80CM(50/300) INT
23004181	UNO STOMACH CH18/80CM(50/300) INT
23004182	UNO STOMACH CH18/80CM(50/300) INT
23004242	UNO STOMACH CH18/80CM(50/300) INT
23014182	UNO STOMACH MANDRIN CH14/110(60/240)INT
23015182	UNO STOMACH MANDRIN CH16/110(60/240)INT
23016182	UNO STOMACH MANDRIN CH18/110(60/240) IT
23017182	UNO STOMACH SMANDRIN CH14/110(50/300)INT
23017185	UNO STOMACH SFT MAND CH14/110(50/300)INT
23018182	UNO STOMACH SMANDRIN CH16/110(50/300)INT
23019182	UNO STOMACH SMANDRIN CH18/110(50/300)INT
23026022	UNO STOMACH CH14/80CM(150/450) INT
23027022	UNO STOMACH CH16/80CM(100/300) INT
23029181	UNO STOMACH CH20/80CM(1/100) INT
23029182	UNO STOMACH CH20/80CM(1/100) INT
23030181	UNO STOMACH CH22/80CM(1/100) INT
23030182	UNO STOMACH CH22/80CM(1/100) INT



REF. NO.	DESCRIPTION
23031181	UNO STOMACH CH25/80CM(1/100) INT
23031182	UNO STOMACH CH25/80CM(1/100) INT
23032181	UNO STOMACH CH28/80CM (1/75) INT
23032182	UNO STOMACH CH28/80CM (1/75) INT
23033181	UNO STOMACH CH30/80CM (1/75) INT
23033182	UNO STOMACH CH30/80CM (1/75) INT
23033185	UNO STOMACH CH30/80CM (1/75) INT
23034181	UNO STOMACH CH32/80CM (1/75) INT
23034182	UNO STOMACH CH32/80CM (1/75) IT
23035181	UNO STOMACH CH35/80CM (1/75) INT
23035182	UNO STOMACH CH35/80CM (1/75) INT
23035185	UNO STOMACH CH35/80CM (1/75) INT
31001022	UNO PURIFEED XRAY CH05/40CM(100/1000) IT
31001181	UNO PURIFEED XRAY CH05/40CM(100/1000)INT
31001182	UNO PURIFEED XRAY CH05/40CM(100/1000)INT
31002181	UNO PURIFEED XRAY CH06/40CM(100/1000)INT
31002182	PURIFEED POLYURETHANE 6fg FEED TUBE 40CM
31003022	UNO PURIFEED XRAY CH08/40CM(100/1000) IT
31003181	UNO PURIFEED XRAY CH08/40CM(100/1000)INT
31003182	UNO PURIFEED XRAY CH08/40CM(100/1000)INT
31005181	UNO PURIFEED XRAY CH05/50CM(100/1000)INT
31005741	UNO PURIFEED XRAY CH05/50CM(10/480) INT
31006741	UNO PURIFEED XRAY CH06/50CM(10/480) INT

REF. NO.	DESCRIPTION
31007181	UNO PURIFEED XRAY CH08/50CM(100/1000)INT
31007741	UNO PURIFEED XRAY CH08/50CM(10/480) INT
31008181	UNO PURIFEED XRAY CH05/100CM(100/600)INT
31009181	UNO PURIFEED XRAY CH06/100CM(100/600)INT
31010181	UNO PURIFEED XRAY CH08/100CM(100/600)INT
31011181	UNO PURIFEED XRAY CH10/100CM(100/600)INT
253100310120	UNO PROFLO PLN FNL CH14/60(100/1000) INT
253100410120	UNO PROFLO PLN FNL CH16/53(100/800) INT
253100610120	UNO PROFLO FNL COUDE CH10/60(100/800) IT
253100710120	UNO PROFLO FNL COUDE CH12/60(100/800) IT
253100810120	UNO PROFLO FNL COUDE CH14/60(100/800)INT
253100910120	UNO PROFLO FNL COUDE CH16/60(100/800) IT
253101010120	UNO PROFLO FNL MTRC CH10/60(100/800) IT
253101210120	UNO MULLY METRIC CH08/33CM(100/800) INT
253101310120	UNO PROFLO FNL MTRC CH16/60(100/800) INT
254100110120	UNO PROFLO PLN VCT CH10/60CM(100/600)INT
254100210120	UNO PROFLO PLAIN VCT CH12/60(100/600) IT
254100310120	UNO PROFLO PLAIN VCT CH14/60(100/600) IT

Attachment 2: Example Package Labeling

For the Affected product	
<p>The shipper label</p>	<div style="text-align: center;">  </div> <p>en: Suction Catheter w/Funnel de: Absaugkatheter m. Trichter fr: Sonde d'Aspir. avec Godet nl: Zuigcatheter met Funnel it: Catetere per Asp. Bronch.</p> <p>Made in Slovakia</p> <p>CH 10 Ø 3.3 mm FG 53 cm</p> <div style="text-align: center;">  </div> <p>  ConvaTec Limited First Avenue Deeside Industrial Park Deeside, Flintshire CH5 2NU, UK </p> <hr/> <div style="display: flex; justify-content: space-between;"> <div>  2017-12-05  2022-11-01 </div> <div style="text-align: center;">  </div> </div> <p>SAP 1301774 v6 EAN No.05705243221568</p> <hr/>  <p>(01)05705243221568(17)221101(10)7D00017</p>
<p>The market unit label</p>	<p>en: Suction Catheter w/Funnel de: Absaugkatheter m. Trichter fr: Sonde d'Aspir. avec Godet nl: Zuigcatheter met Funnel it: Catetere per Asp. Bronch.</p> <div style="display: flex; justify-content: space-between;"> <div>  </div> <div style="text-align: center;">  </div> </div> <div style="display: flex; justify-content: space-between;"> <div>  </div> <div style="text-align: center;">  </div> </div> <div style="display: flex; justify-content: space-between;"> <div>  2022-11-01  2017-12-05 </div> <div style="text-align: center;">  </div> </div> <p>SAP 1301774 v6</p> <p>CH 10 Ø 3.3 mm FG 53 cm</p> <p>ConvaTec Limited First Avenue Deeside Industrial Park Deeside, Flintshire CH5 2NU, UK</p> <p>EAN No. 05705243221551</p> <hr/>  <p>(01)05705243221551(17)221101(10)7D00017</p>