

Summary of Product Characteristics

1 NAME OF THE MEDICINAL PRODUCT

Nefrosol with 4 mmol/l Potassium solution for haemofiltration

2 QUALITATIVE AND QUANTITATIVE COMPOSITION

	Small Chamber Electrolyte Solution		Large Chamber Bicarbonate Solution	
Active substances:	555 ml contain	per 1000 ml	4445 ml contain	per 1000 ml
Sodium chloride	2.34 g	4.21 g	27.47 g	6.18 g
Potassium chloride	1.49 g	2.68 g	—	—
Calcium chloride dihydrate	1.10 g	1.98 g	—	—
Magnesium chloride hexahydrate	0.51 g	0.91 g	—	—
Glucose monohydrate	5.49 g	9.90 g	—	—
equivalent to glucose anhydrous	5.0 g	9.0 g		
Sodium hydrogen carbonate	—	—	15.96 g	3.59 g
Electrolytes:	[mmol/ chamber]	[mmol/l]	[mmol/ chamber]	[mmol/l]
Na ⁺	40.0	72	660	149
K ⁺	20.0	36.0	—	—
Ca ²⁺	7.5	13.5	—	—
Mg ²⁺	2.5	4.5	—	—
Cl ⁻	95.0	171	470	106
HCO ₃ ⁻	—	—	190	42.8
Theoretical osmolarity [mOsm/l]	347		297	

Composition of the ready-to-use solution for haemofiltration after mixing:

1000 ml ready-to-use solution for haemofiltration contain [mmol/l]:

Na ⁺	140
K⁺	4.0
Ca ²⁺	1.5
Mg ²⁺	0.5
Cl ⁻	113
HCO ₃ ⁻	35.0
Glucose anhydrous	5.6 (equiv. to 1.0 g)

For the full list of excipients, see section 6.1.

3 PHARMACEUTICAL FORM

Solution for haemofiltration
Clear and colourless solution, free from visible particles

Theoretical osmolarity: 300 mOsm/l

pH: 7.0–8.0

4 CLINICAL PARTICULARS

4.1 Therapeutic Indications

The ready-to-use solution is indicated for use in patients with acute renal failure of any cause requiring continuous haemofiltration.

4.2 Posology and method of administration

The use of solutions for haemofiltration in patients with acute renal failure should be under the direction of a physician with experience in using such treatment.

Posology

The filtration rate prescribed is dependent on the clinical status and the body weight of the patient. Unless otherwise prescribed, a filtration rate of 20–25 ml/kg body weight per hour is recommended for the removal of metabolic waste products normally excreted in the urine, depending on the metabolic condition of the patient.

The dose-volume is at the discretion of the physician because the volume of substitution solution depends on the intensity of treatment performed and on the amount of fluid to be replaced in order to achieve fluid balance.

Paediatric population

The dosage recommendations mentioned above are also applicable for the paediatric population.

Method of administration

Intravenous use.

The ready-to-use solution for haemofiltration has to be prepared by opening the peel seam. The mixing is performed by twisting the bag five times. For further instructions, see section 6.6.

The ready-to-use solution for haemofiltration is infused into the extracorporeal circulation by means of an infusion pump.

During haemofiltration the solution for haemofiltration replaces the ultrafiltrate removed from the blood taking into account overall fluid balance.

In acute renal failure, treatment is carried out for a limited time period and is discontinued when renal function is fully restored.

4.3 Contraindications

Specific to the ready-to-use solution for haemofiltration:

- Hyperkalaemia
- Metabolic alkalosis

For haemofiltration in general:

- Acute renal failure with a marked hypercatabolic state when uraemic symptoms can no longer be corrected by haemofiltration
- Inadequate blood flow from the vascular access
- All states of increased risk of haemorrhage due to systemic anticoagulation

4.4 Special warnings and precautions for use

The haemodynamic status, fluid balance, electrolyte and acid-base balance, blood glucose, and levels of urea and plasma creatinine should be closely monitored before and during haemofiltration.

The serum potassium concentration must be regularly monitored before and during haemofiltration. If the serum potassium falls and hypokalaemia develops, supplementation of potassium may become necessary. In cases of increased serum potassium, hyperkalaemia, an increase in the filtration rate and/or changing to a substitution solution with a lower potassium concentration may be indicated together with the usual measures of intensive care medicine.

The inorganic phosphate concentration should be measured regularly during haemofiltration. Inorganic phosphate must be substituted in cases of hypophosphataemia.

Plastic containers are occasionally damaged during transport from the manufacturer to the hospital/dialysis unit or within the hospital/dialysis unit. This can lead to contamination with microbial or fungal growth in the solution for haemofiltration. Therefore, careful visual inspection of the container and the solution for haemofiltration is necessary before attaching the container and before administration of the solution. Particular attention should be paid to the slightest damage to the closure, to the preparation seal, to the peel seam and to the corners of the container as sources of possible contamination.

The solution for haemofiltration must only be used if the container (outer wrap and two-chamber bag), peel seam and connectors are undamaged and intact and if the solution is clear and colourless and free from visible particles. The solution must only be used after opening the peel seam and mixing of the two solutions. For further instructions, see section 6.6.

If in doubt the decision concerning the use of the solution should be made by the physician in charge of the treatment.

The solution for haemofiltration should be warmed to approximately body temperature by an integrated or external heater. The solution must not be infused under any circumstances if below room temperature.

During application of this medicinal product, white calcium carbonate precipitation has been observed in the tubing lines in rare cases, particularly close to the pump unit and the heating unit. Therefore, the solution in the tubing lines should be closely visually inspected every 30 min during haemofiltration in order to ensure that the solution in the tubing system is clear and free from precipitate. Precipitations may occur also with substantial delay after start of treatment. If precipitate is observed, the solution and the tubing lines must be replaced immediately and the patient carefully monitored.

4.5 Interaction with other medicinal products and other forms of interaction

The blood concentration of filterable medicinal products, e.g. medicinal products with low protein binding capacity, may be reduced during treatment and corresponding corrective therapy should be instituted if necessary.

Interactions with other medicinal products can be avoided by correct dosing of the solution for haemofiltration and strict monitoring of clinical chemistry parameters and vital signs.

However, the following interactions are conceivable:

- Electrolyte substitutions, parenteral nutrition and other infusions usually given in intensive care medicine interact with the serum composition and the fluid status of the patient. This must be considered when prescribing haemofiltration treatment.
- Toxic effects of digitalis may be masked by hyperkalaemia, hypermagnesaemia and hypocalcaemia. The correction of these electrolytes by haemofiltration may precipitate signs and symptoms of digitalis toxicity, e.g. cardiac arrhythmia. If potassium levels are low or calcium levels high, digitalis toxicity may occur at sub-optimal doses of digitalis therapy.
- Vitamin D and medicinal products containing calcium, e.g. calcium carbonate as phosphate binder, can increase the risk of hypercalcaemia.
- Additional sodium bicarbonate substitution can increase the risk of metabolic alkalosis.

4.6 Fertility, pregnancy and lactation

Pregnancy

There are no data from the use of Nefrosol in pregnant women or from animal studies. However, because all the ingredients of the solution for haemofiltration are physiological substances that serve to replace essential plasma components removed by haemofiltration, no risks for the unborn child are to be expected. The use of Nefrosol may be considered during pregnancy, if necessary.

Lactation

Because all the ingredients of the solution for haemofiltration are physiological substances that serve to replace essential plasma components removed by haemofiltration, no risks for the child are to be expected. The use of Nefrosol may be considered during lactation, if necessary.

Fertility

Because all the ingredients of the solution for haemofiltration are physiological substances that serve to replace essential plasma components removed by haemofiltration, no effects on fertility are to be expected.

4.7 Effects on ability to drive and use machines

Not relevant.

4.8 Undesirable effects

There have been no reports of adverse reactions that might possibly be associated with the bicarbonate-buffered solution for haemofiltration. However, the following adverse reactions could result from the treatment or the solution used. The frequency of these adverse reactions is not known (cannot be estimated from the available data):

Metabolism and nutrition disorders

Hyper- or dehydration, electrolyte disturbances (e.g. hyperkalaemia), hypophosphataemia, hyperglycaemia, metabolic alkalosis

Vascular disorders

Hypertension, hypotension

Gastrointestinal disorders

Nausea, vomiting

Musculoskeletal and connective tissue disorders

Muscle cramps

Reporting of suspected adverse reactions

Reporting suspected adverse reactions after authorisation of the medicinal product is important. It allows continued monitoring of the benefit/risk balance of the medicinal product. Healthcare professionals are asked to report any suspected adverse reactions via HPRA Pharmacovigilance, Earlsfort Terrace, IRL - Dublin 2; Tel: +353 1 6764971; Fax: +353 1 6762517. Website: www.hpra.ie; e-mail: medsafety@hpra.ie.

4.9 Overdose

Following the use of recommended doses no reports of emergency situations have arisen; moreover, the administration of the solution can be discontinued at any time. If fluid balance is not accurately calculated and monitored, hyperhydration or dehydration may occur, manifest through changes in blood pressure, central venous pressure, heart rate and pulmonary arterial pressure.

In cases of hyperhydration, ultrafiltration should be increased and the rate and volume of solution for haemofiltration infused should be reduced.

In cases of severe dehydration, ultrafiltration should be decreased or discontinued and the volume of solution for haemofiltration infused should be increased as appropriate.

Bicarbonate overdose can occur if an inappropriately large volume of solution for haemofiltration is administered and this might lead to metabolic alkalosis, decrease of ionised calcium or tetany.

Overtreatment can cause congestive cardiac failure and/or pulmonary congestion and may result in disturbances in electrolyte concentrations and acid-base balance.

5 PHARMACOLOGICAL PROPERTIES

5.1 Pharmacodynamic properties

Pharmacotherapeutic group: Hemofiltrates, ATC code: B05ZB

Basic principles of haemofiltration

Water and dissolved substances, such as uraemic toxins, electrolytes and bicarbonate, are removed from the blood by ultrafiltration during the process of continuous haemofiltration. The ultrafiltrate is replaced by a solution for haemofiltration with balanced concentrations of electrolytes and buffer.

The ready-to-use solution consisting of a bicarbonate solution and an electrolyte solution is a mixed bicarbonate-buffered solution for haemofiltration for treatment of acute renal failure by means of continuous haemofiltration.

The electrolytes Na^+ , K^+ , Mg^{2+} , Ca^{2+} , Cl^- and bicarbonate are essential for maintaining and correcting fluid and electrolyte homeostasis (blood volume, osmotic equilibrium, acid-base balance).

The efficacy of comparable intravenously administered solutions for maintenance of the acid-base equilibrium during haemofiltration has been demonstrated unequivocally in trials and many years of clinical application. It has been confirmed that they are safe and well tolerated. The pharmacology of intravenously administered electrolytes and bicarbonate is adequately understood.

5.2 Pharmacokinetic properties

The ready-to-use solution for haemofiltration is for intravenous administration. The distribution of electrolytes and bicarbonate depends on the requirement, metabolic conditions and residual renal function.

With the exception of glucose, the ingredients of the solution for haemofiltration are not subject to metabolism. The excretion of water and electrolytes depends on the cellular requirement, metabolic state, residual renal function and fluid losses e.g. via the gut, lungs and skin

5.3 Preclinical safety data

Toxicological studies have not been carried out since all the ingredients of the solution for haemofiltration are physiological substances that serve to replace essential plasma components removed by haemofiltration.

6 PHARMACEUTICAL PARTICULARS

6.1 List of excipients

Electrolyte solution (small chamber)

Hydrochloric acid 25% (for pH adjustment)

Water for injections

Bicarbonate solution (large chamber)

Carbon dioxide (for pH adjustment)
Water for injections

6.2 Incompatibilities

In the absence of compatibility studies, this medicinal product must not be mixed with other medicinal products. If an addition of medicinal product to the solution for haemofiltration is required, this should be carried out only after full evaluation of its compatibility with the solution for haemofiltration and only after the two solutions in the two-chamber bag have been thoroughly mixed.

6.3 Shelf life

Shelf life in the undamaged container

2 years

Shelf life after preparation of the ready-to-use solution

The mixed product should be used immediately. The mixed product is physically and chemically stable for 24 hours at 25 °C.

6.4 Special precautions for storage

Do not store above 30 °C.
Do not refrigerate or freeze.

6.5 Nature and contents of container

Polypropylene-based (PP) two-chamber bag in a PP-based outer wrap, containing 4445 ml bicarbonate solution and 555 ml electrolyte solution separated by a peel seam, with two PP-based tubes sealed by polycarbonate-based Luer-Lock connectors on the large chamber. The tube on the small chamber is used in production only and not intended for use.


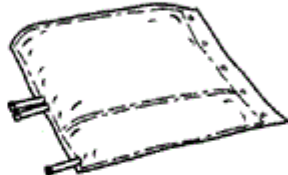


2 bags of 5000 ml (two-chamber bags, 4445 ml and 555 ml) per carton

6.6 Special precautions for disposal and other handling

Instructions for preparation of the ready-to-use solution for haemofiltration

The container and the solution must be visually inspected prior to use. The solution for haemofiltration must only be used if the container (outer wrap and two-chamber bag), peel seam and connectors are undamaged and intact and if the solution is clear and colourless and free from visible particles.

Remove the outer wrap only immediately before use.

<p>1. Remove the outer wrap.</p>	
<p>2. Unfold the bag and place it on a clean, flat surface.</p>	
<p>3. Press with both hands on the smaller chamber of the bag until the peel seam opens fully along its entire length.</p>	
<p>4. Ensure the contents are thoroughly mixed by twisting the bag 5 times back and forth.</p>	

For single use only. Any unused portion of solution and any damaged containers must be discarded.

7 MARKETING AUTHORISATION HOLDER

B. Braun Avitum AG
 Schwarzenberger Weg 73-79
 34212 Melsungen
 Germany

8 MARKETING AUTHORISATION NUMBER

PA2146/001/003

9 DATE OF FIRST AUTHORISATION/RENEWAL OF THE AUTHORISATION

Date of first authorisation: 19th May 2017

10 DATE OF REVISION OF THE TEXT